

VERMONT AGENCY OF TRANSPORTATION
COVENTRY, VERMONT
NEWPORT STATE AIRPORT
 LIGHTING PLAN
 RUNWAY 18-36 RECONSTRUCTION
 RUNWAY 18-36

DESIGNED BY: JJP
 DATE: MAR. 2000

CHECKED BY: JJP
 DATE: MAR. 2000

DRAWING NO.: 15500
 PROJECT NO.: 15500

SCALE: 1" = 50'

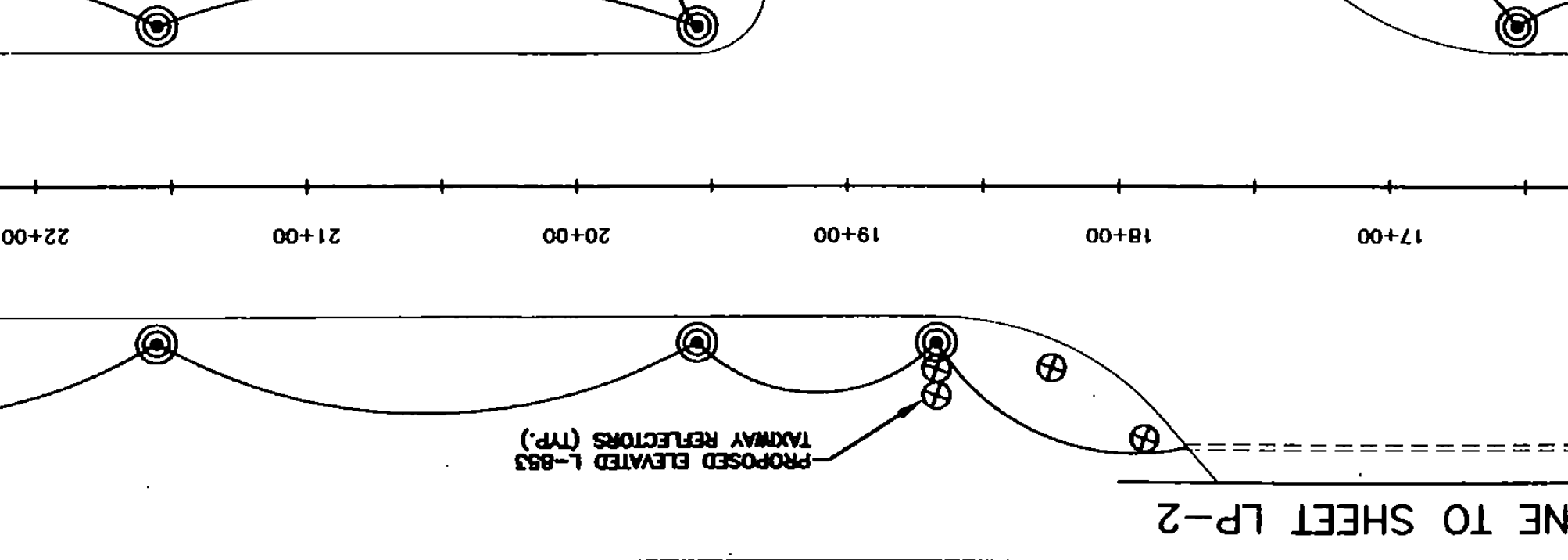
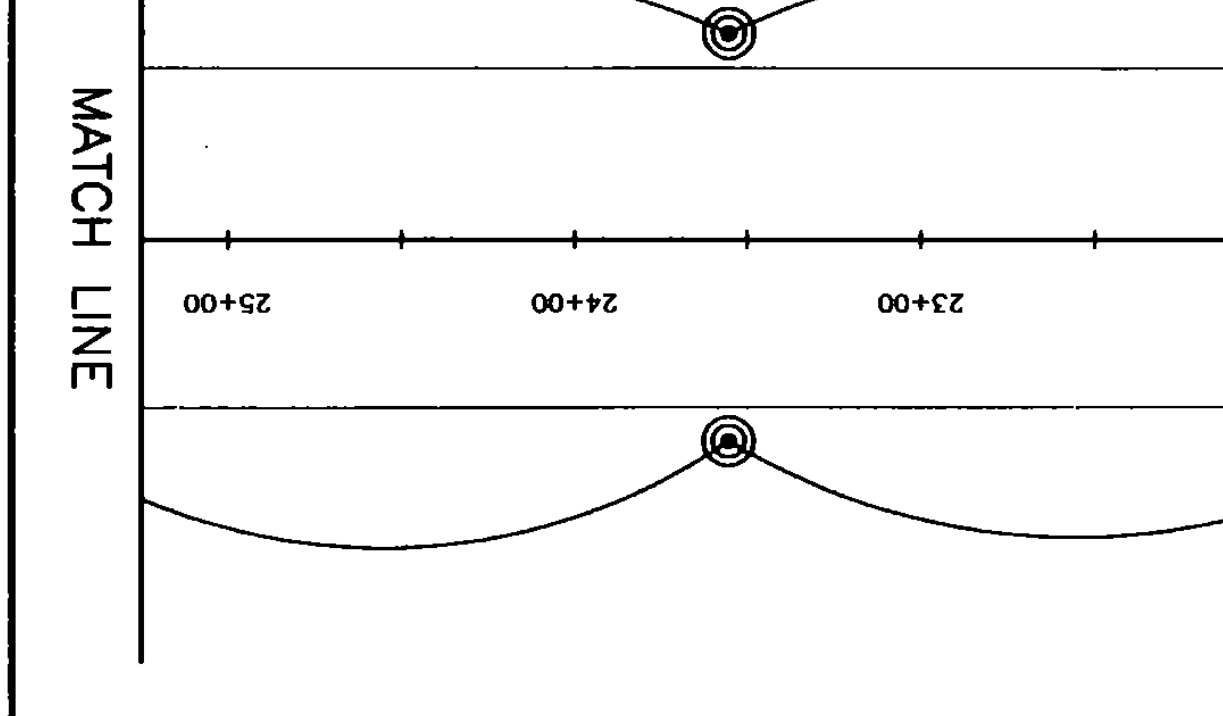
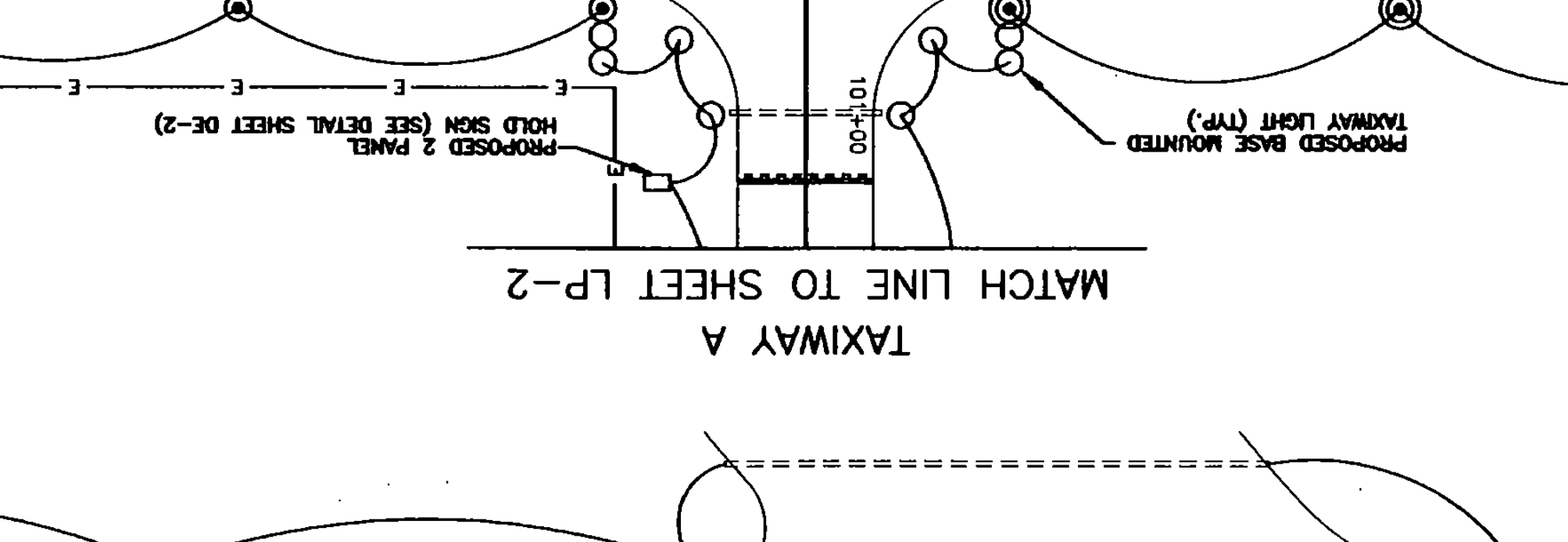
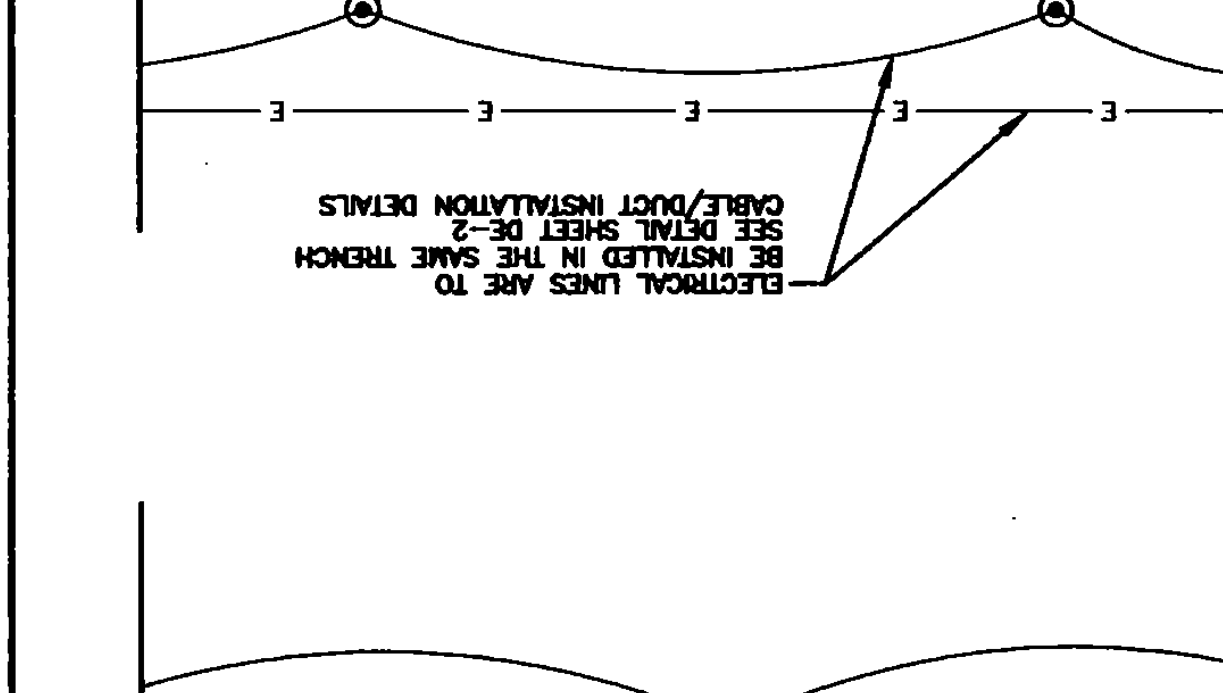
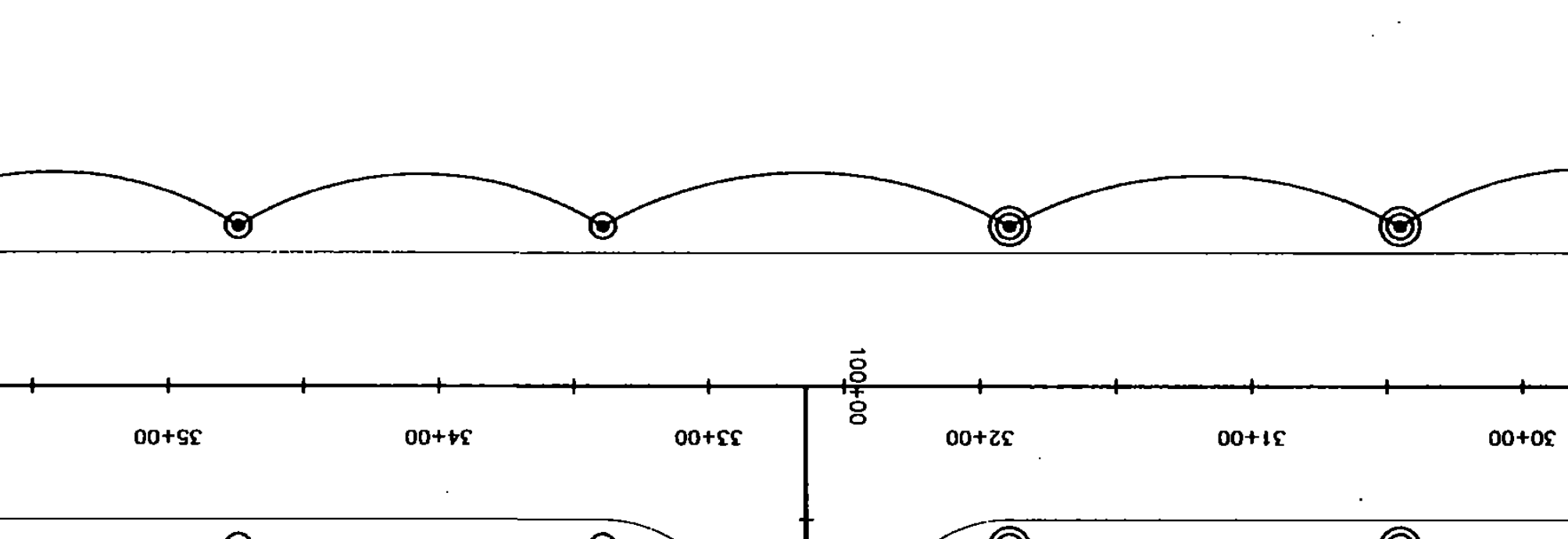
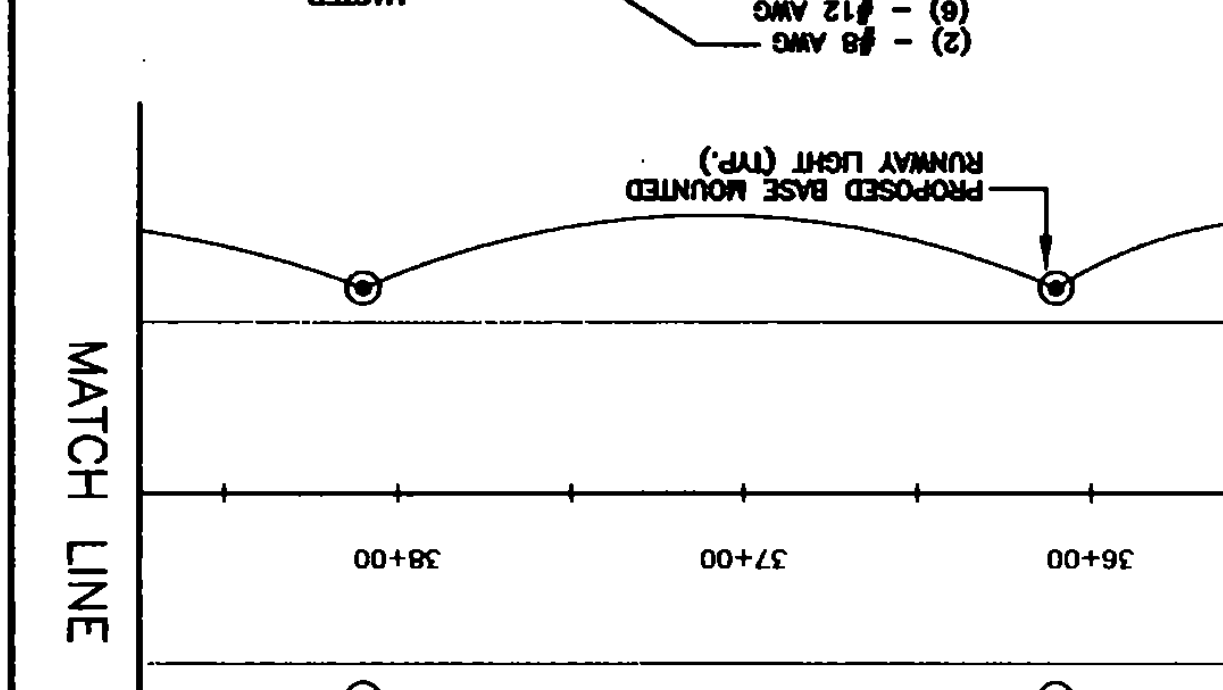
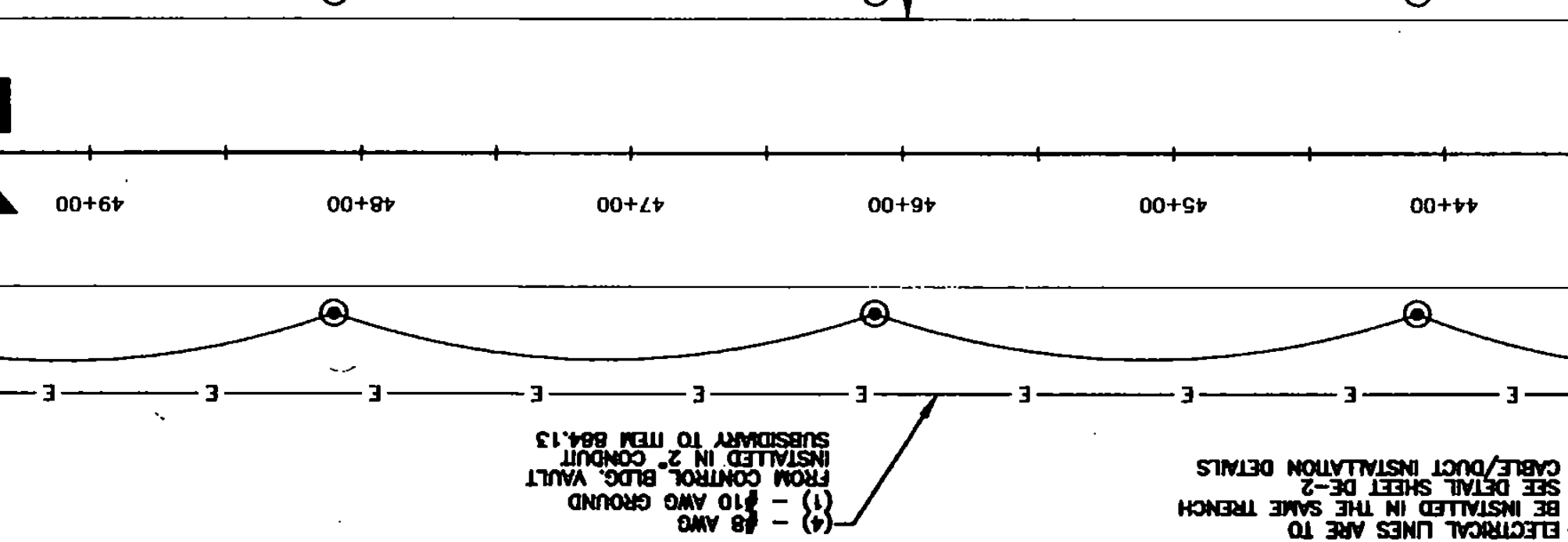
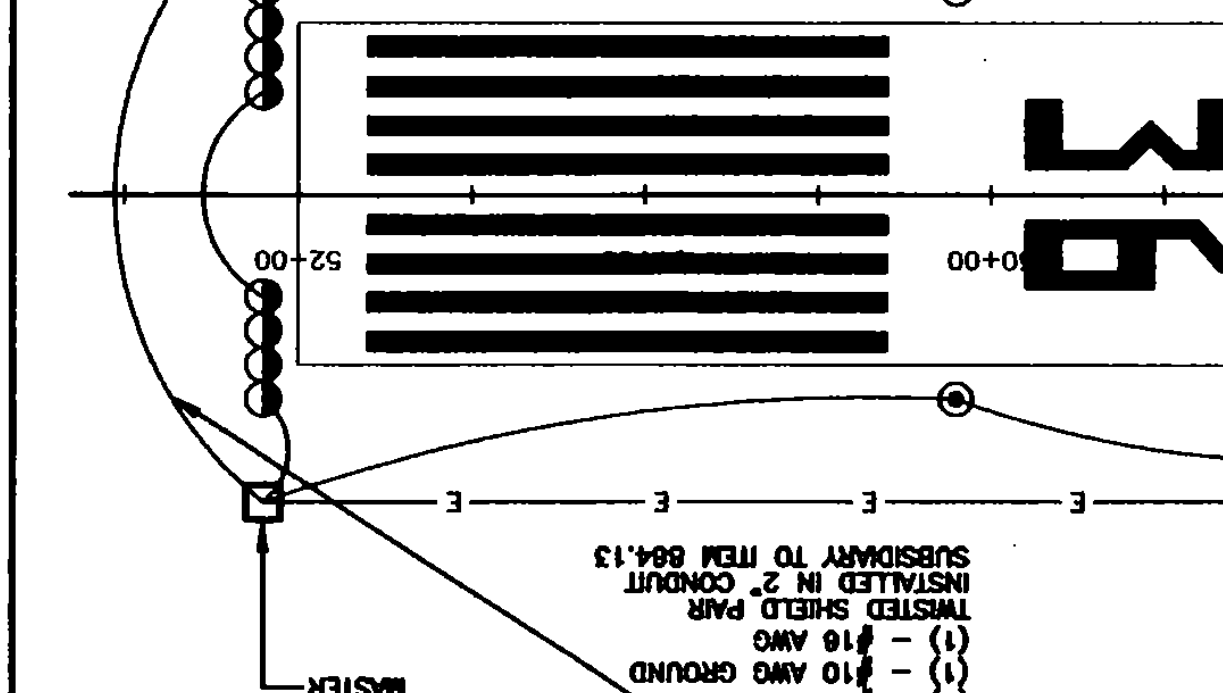
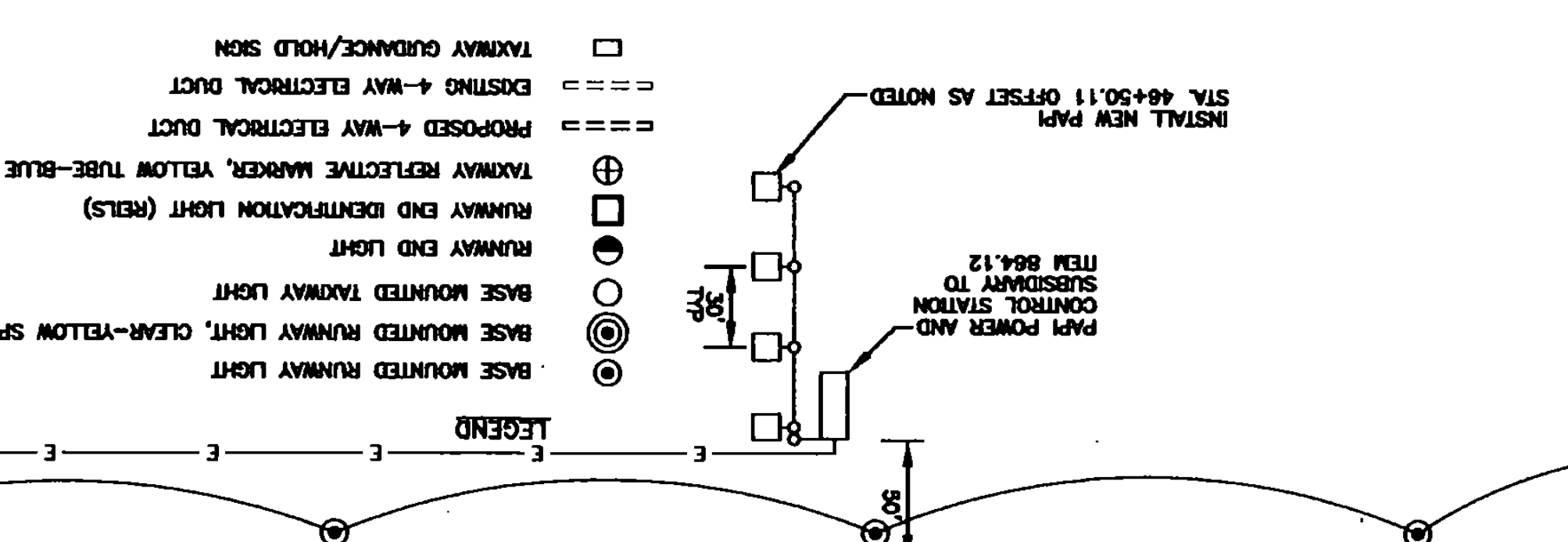
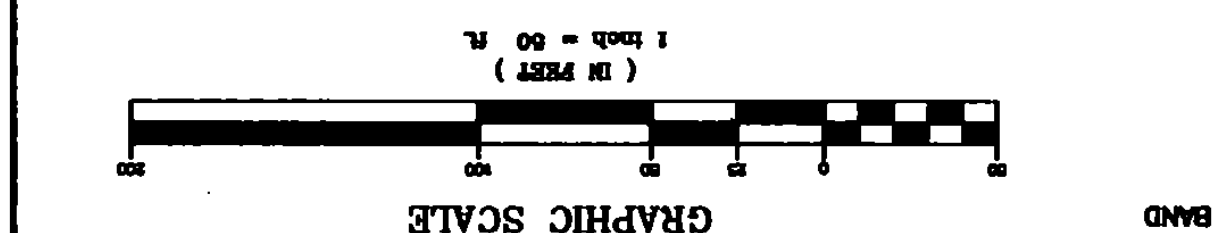
SHEET LP-1

NO.	DATE	REVISIONS	BY	CHK'D
1	1/18/01	AVT COMMENTS AND SURVEY ADJUSTMENTS	MDL	SJR

- ELECTRICAL NOTES**
- NO. 8 BARE COPPER COUNTERPOISE WIRE TO BE INSTALLED OUTSIDE OF DUCTS.
 - ALL ELECTRICAL CABLES ARE TO BE NO. 8 GY, FAA L-824, TYPE C UNLESS OTHERWISE SHOWN. SEE SPECIFICATION 1-108.
 - TAXIWAY LIGHTS AND RUNWAY LIGHTS ARE TO BE INSTALLED 10' BACK FROM EDGE OF PAVEMENT. SPLIT GLOBE LENSES ARE TO BE CLEAR YELLOW COLOR CLEAN TO FACE RUNWAY 36 THRESHOLD.
 - HOLD SIGNS ARE TO BE INSTALLED 20' OFF THE TAXIWAY EDGE OF PAVEMENT, IN LINE WITH HOLD BAR.
- EXISTING DUCTS ARE SHOWN IN THE APPROXIMATE LOCATIONS. EXACT LOCATIONS SHALL BE DETERMINED IN THE FIELD PRIOR TO EXCAVATION.

ALL CABLE CONNECTIONS ARE TO FOLLOW FAA L-823 REQUIREMENTS, AND SHALL BE MADE AT THE NEAREST LIGHT OR SIGN.

YIELD TO FACE RUNWAY 36 THRESHOLD



TAXIWAY REFLECTOR SCHEDULE

ALL STATIONS & OFFSETS REFER TO THE 50' TAXIWAY BASELINE

STA. 31+49.21	LT. 80.00	STA. 31+49.21	LT. 218.45
STA. 31+49.21	LT. 80.00	STA. 31+49.21	LT. 218.45
STA. 31+49.21	LT. 80.00	STA. 31+49.21	LT. 218.45
STA. 31+49.21	LT. 80.00	STA. 31+49.21	LT. 218.45
STA. 31+49.21	LT. 80.00	STA. 31+49.21	LT. 218.45

TAXIWAY LIGHT SCHEDULE

ALL STATIONS & OFFSETS REFER TO THE 50' TAXIWAY BASELINE

STA. 100+70.00	LT. 75.00	STA. 100+70.00	LT. 75.00
STA. 100+80.00	LT. 75.00	STA. 100+80.00	LT. 75.00
STA. 100+71.72	LT. 48.72	STA. 100+71.72	LT. 48.72
STA. 101+00.00	LT. 35.00	STA. 101+00.00	LT. 35.00

RUNWAY END IDENTIFIER LIGHTS SCHEDULE

ALL STATIONS & OFFSETS REFER TO THE RUNWAY 18-36 BASELINE

STA. 52+10.00	LT. 80.00	STA. 52+10.00	LT. 80.00
STA. 52+10.00	LT. 80.00	STA. 52+10.00	LT. 80.00
STA. 52+10.00	LT. 80.00	STA. 52+10.00	LT. 80.00
STA. 52+10.00	LT. 80.00	STA. 52+10.00	LT. 80.00
STA. 52+10.00	LT. 80.00	STA. 52+10.00	LT. 80.00

RUNWAY END LIGHT SCHEDULE

ALL STATIONS & OFFSETS REFER TO THE RUNWAY 18-36 BASELINE

STA. 11+80.00	LT. 80.00	STA. 11+80.00	LT. 80.00
STA. 11+80.00	LT. 80.00	STA. 11+80.00	LT. 80.00
STA. 11+80.00	LT. 80.00	STA. 11+80.00	LT. 80.00
STA. 11+80.00	LT. 80.00	STA. 11+80.00	LT. 80.00
STA. 11+80.00	LT. 80.00	STA. 11+80.00	LT. 80.00

RUNWAY LIGHT SCHEDULE

STA. 13+78.13	LT. 80.00	STA. 33+38.21	LT. 80.00
STA. 13+78.13	LT. 80.00	STA. 33+38.21	LT. 80.00
STA. 13+78.13	LT. 80.00	STA. 33+38.21	LT. 80.00
STA. 13+78.13	LT. 80.00	STA. 33+38.21	LT. 80.00
STA. 13+78.13	LT. 80.00	STA. 33+38.21	LT. 80.00