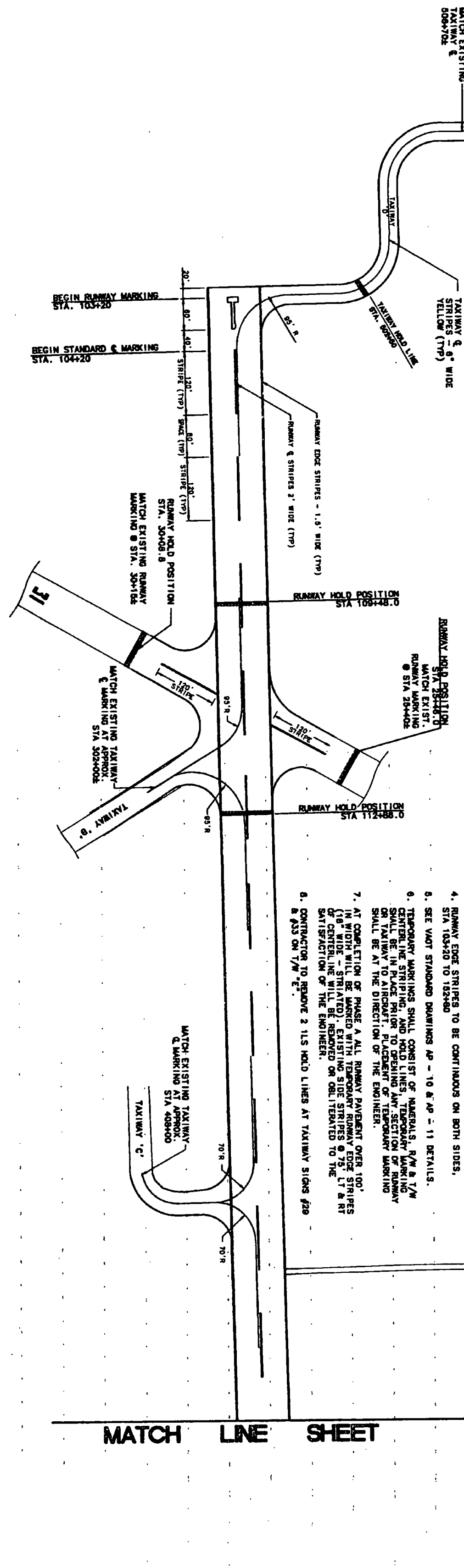



MATCH LINE SHEET



- MARKING NOTES**
1. RUNWAY CENTER LINE, MATERIALS, EDGE STRIPES AND AIMING POINTS TO BE WHITE (NON-REFLECTIVE).
 2. (NON-REFLECTIVE) 4" WIDE LINES TO BE YELLOW.
 3. RUNWAY MATERIALS, THRESHOLD MARKING AND Aiming POINTS TO BE YELLOW (NON-REFLECTIVE) - TYPICAL (A AND B TO WIDTH). STRIPED MARKING TO BE PARALLEL TO RUNWAY E.
 4. RUNWAY EDGE STRIPES TO BE CONTINUED ON BOTH SIDES.
 5. SET VERT STANDING DIMENSIONS AS - 10.8 & 2.11 STRIPS.
 6. THRESHOLD MARKINGS SHALL CONSIST OF MATERIALS, 2" W & 1" W CENTER LINE STRIPES, AND HOLD LINES, THRESHOLD MARKING ON TAILWAY TO AIRCRAFT, ACADEMY OF THRESHOLD MARKING SHALL BE AT THE DIRECTION OF THE RUNWAY.
 7. AT DIRECTION OF THE MARKING WITH TEMPORARY RUNWAY EDGE STRIPES (A AND B TO WIDTH), STRIPED OR SET TRITED TO THE SATISFACTION OF THE ENGINEER.
 8. CONTINUATION TO SPAN 2 1/2 HOD LINES AT TAILWAY SLOPE 2% @ 25' ON 1/2".


MATCH LINE SHEET



URS Greiner, Inc.
3 MARCUS BOULEVARD
ALBANY, NEW YORK

RUTLAND STATE AIRPORT
CLARENDON, VERMONT
PAVEMENT MARKING
PLAN

REV.	DATE	DESCRIPTION



Designed by: DPH
C. STAMCO 2/97
Drawn by: M. MODALA 2/97
Checked by: S. F. BROWN 5/3/97
Approved by: S. CHURCHILL 5/3/97