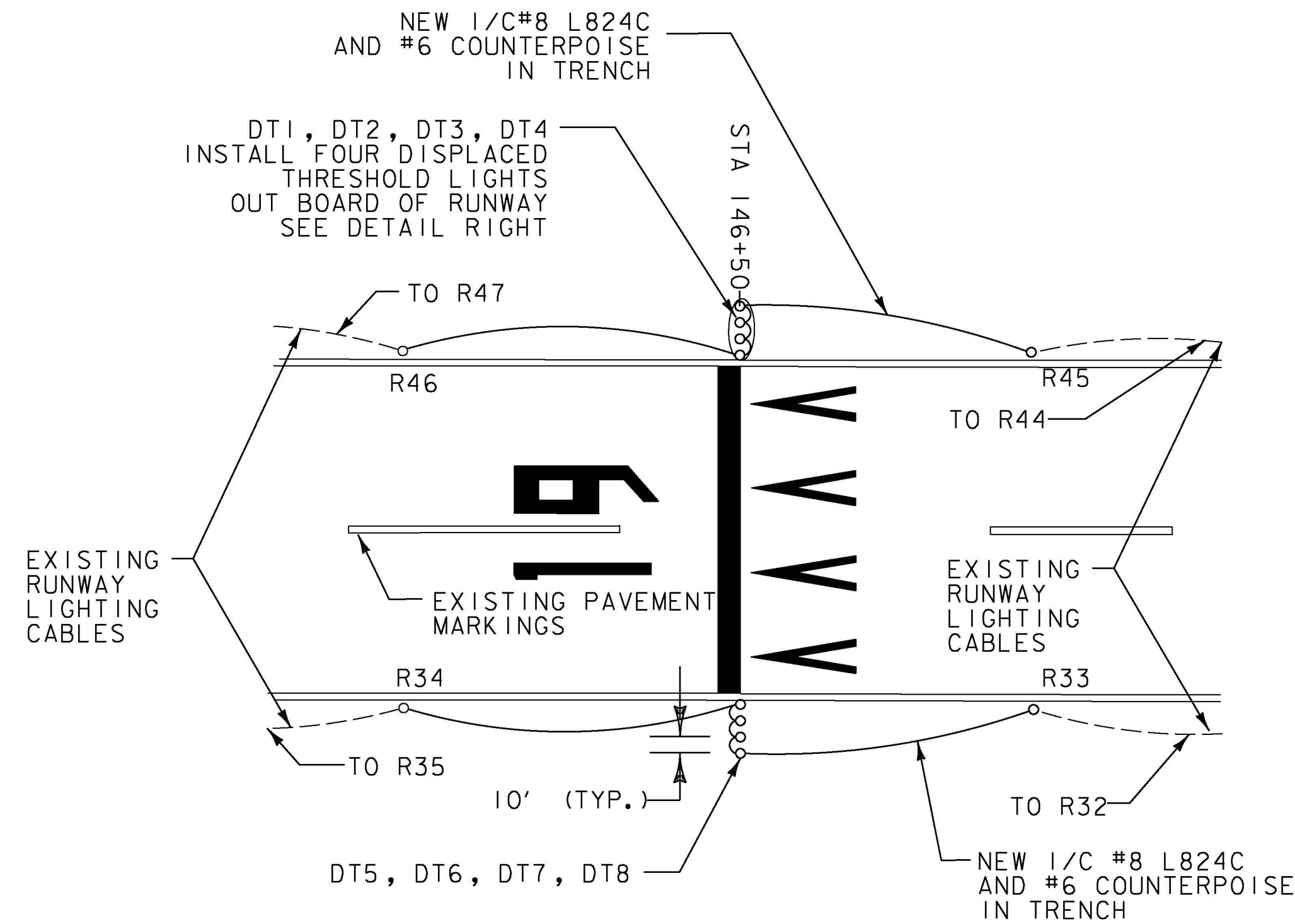
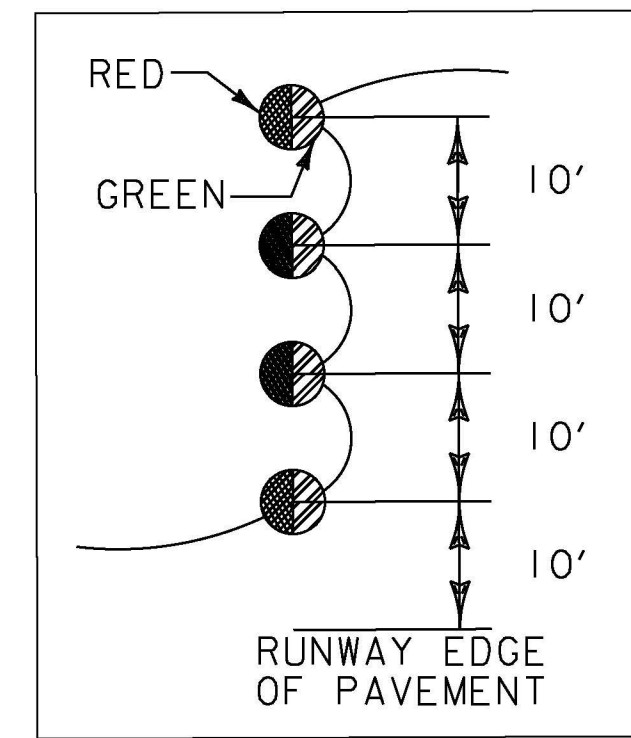


6/2/2013  
P:\CADD\Consultants\z07h124cspp\_def2.dgn



1. ALL MARKINGS TO BE PAINTED. SEE DETAIL SHEETS 17 & 18.
2. EIGHT (8) MEDIUM INTENSITY RUNWAY THRESHOLD LIGHTS (CONFORMING TO FAA SPECIFICATIONS L-861E) TO BE INSTALLED AS SHOWN.
3. TEMPORARY THRESHOLD LIGHTS TO BE STAKE OR CAN MOUNTED AT CONTRACTORS OPTION.
4. WHILE PREPARING TEMPORARY THRESHOLD, LIGHTED RUNWAY CLOSURE MARKERS TO BE IN PLACE OVER NUMERALS 1 AND 19.
5. REMOVE EXISTING PAINT WHICH CONTRASTS WITH TEMPORARY PAINT BY SANDBLAST, WATERBLAST, OR CHEMICAL REMOVAL TO THE SATISFACTION OF THE ENGINEER.
6. THE COST OF THE TEMPORARY MARKINGS TO BE PAID UNDER ITEM P-620-5.1.
7. EXISTING LIGHTING CIRCUITS  
... R35 - R34 - R - 33 - ; R44 - R45 - R46...  
TEMPORARY DISPLACED LIGHTING CIRCUITS  
... R33 - DT5 - DT6 - DT7 - DT8 - R34 - R35...  
... R44 - R45 - DT1 - DT2 - DT3 - DT4 - R46...
8. RUNWAY 19 LENGTH AVAILABLE DURING DISPLACEMENT = 4350 LF
9. RUNWAY EDGE LIGHTING IN DISPLACED THRESHOLD AREA (STA 146+50 --> 153+) WILL BE COVERED TO PREVENT VISUAL EXPOSURE - TYPICALLY PLACE AND SECURE A CAN OVER GLOBES.

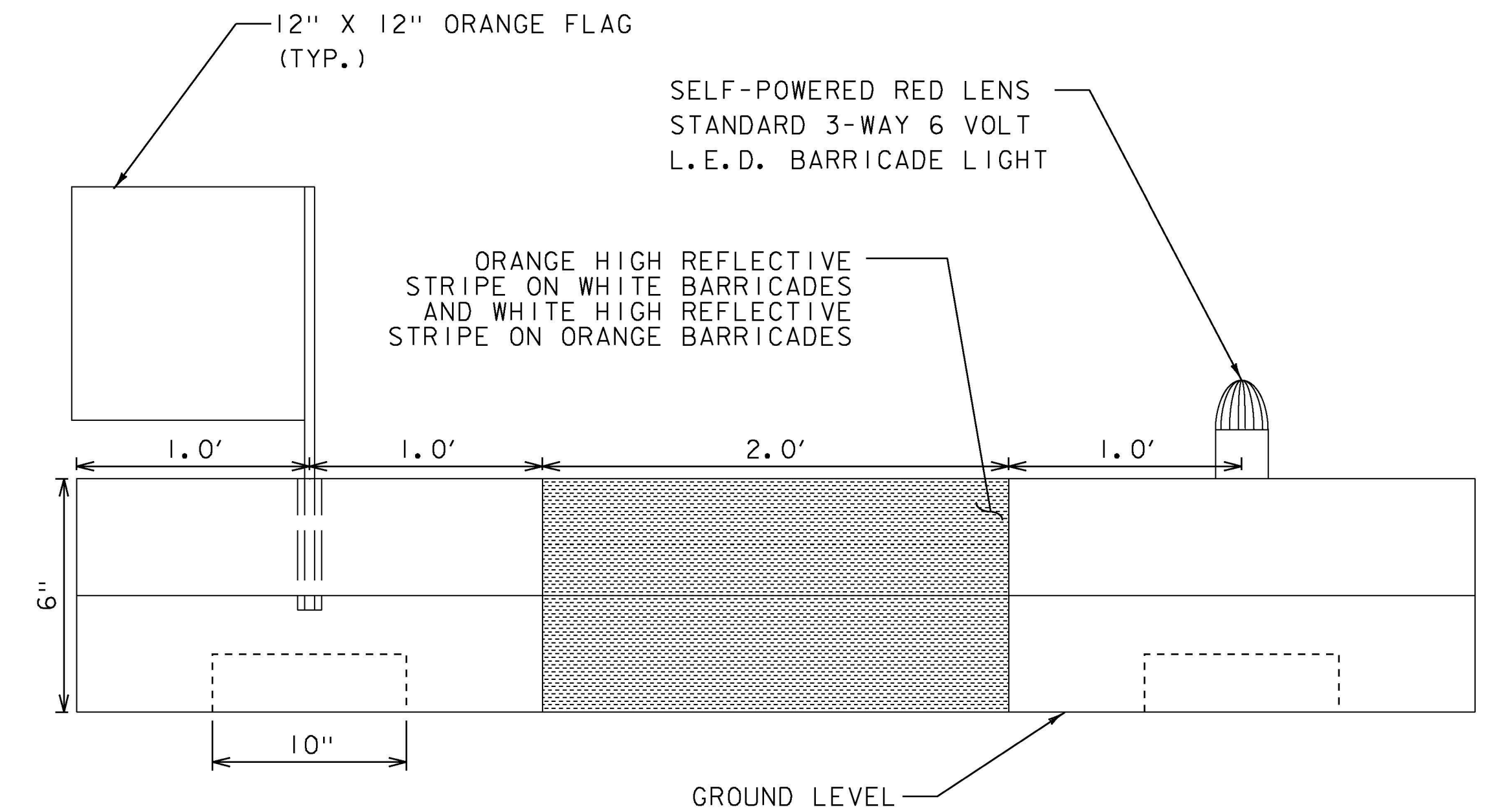
**TEMPORARY RELOCATED THRESHOLD AND THRESHOLD LIGHTS DETAIL**  
NO SCALE



**RELOCATED THRESHOLD LIGHTING DETAIL**  
NO SCALE

**PHASING NOTES**

1. ALL WORK WITHIN THE RUNWAY OBJECT FREE AREA (ROFA) MUST BE COORDINATED WITH AIRPORT OPERATIONS AND THE AIR TRAFFIC CONTROL TOWER. PROJECT COORDINATION MEETINGS TO BE SCHEDULED WITH AIRPORT OPERATIONS, ATCT, AND THE RESIDENT ENGINEER EACH WORK DAY. RUNWAY CLOSURES REQUIRE A MINIMUM OF 72 DAYS NOTICE FOR AIRPORT TO PREPARE NOTAMS AND COORDINATE CLOSURE WITH USERS.
2. RUNWAY 1-19 WILL REMAIN OPEN AT ALL TIMES EXCEPT DURING INSTALLATION AND REMOVAL OF DISPLACED THRESHOLD.
3. INSTALL LOW PROFILE CONSTRUCTION BARRICADES WHERE DIRECTED BY THE ENGINEER.



**NOTES**

1. BARRICADE CONSTRUCTED OF HIGH IMPACT, UV-RESISTANT POLYETHYLENE.
2. EACH UNIT SHALL INCLUDE RED STANDARD 2-WAY LIGHT, 12" ORANGE FLAG AND 3M HIGH REFLECTIVE ORANGE TAPE
3. BARRICADES SHALL BE PLACED AS SHOWN UNLESS OTHERWISE DIRECTED BY THE RESIDENT ENGINEER. PAYMENT FOR SUPPLYING, MAINTAINING, PLACING, AND REMOVING THE BARRICADES IS INCIDENTAL TO THE OTHER ITEMS OF WORK.
4. FOR ADDITIONAL INFORMATION ON CLOSED RUNWAY MARKERS AND LOW PROFILE BARRICADES, REFER TO THE FOLLOWING:  
A. WWW.AIRPORTNAC.COM  
B. WWW.TMCSAFETY.COM  
C. WWW.TRAFFICSAFETYEQUIPMENT.COM  
D. WWW.EMEDCO.COM  
E. WWW.MULTI-BARRIER.COM
5. BARRICADES TO BE FILLED WITH WATER OR SAND BAGGED AND PLACED WHERE DIRECTED BY THE ENGINEER TO PREVENT ACCESS TO A.O.A.

**LOW PROFILE CONSTRUCTION BARRICADE**  
NO SCALE

TO BE PLACED WHERE DIRECTED BY THE ENGINEER. NOT A SEPARATE PAY ITEM. SHOWN AS THE SYMBOL "-----" ON PLAN.

AIP 3-50-0015-34

**VERMONT AGENCY OF TRANSPORTATION**

**URS**  
URS CORPORATION  
3 CORPORATE DRIVE, SUITE 203  
CLIFTON PARK, NY 12065  
(518) 688-0015

PROJECT NAME: RUTLAND SOUTHERN VERMONT REGIONAL AIRPORT  
CLARENDON, VERMONT  
PROJECT NUMBER: AV14-8018-300  
FILE NAME: z07h124cspp\_def2.dgn PLOT DATE: 6/2/2013  
PROJECT LEADER: F. WALSH DRAWN BY: M. KEMP  
DESIGNED BY: G. D'AMICO CHECKED BY:  
SAFETY PHASING PLAN, NOTES & DETAILS (2) SHEET 12 OF 36