

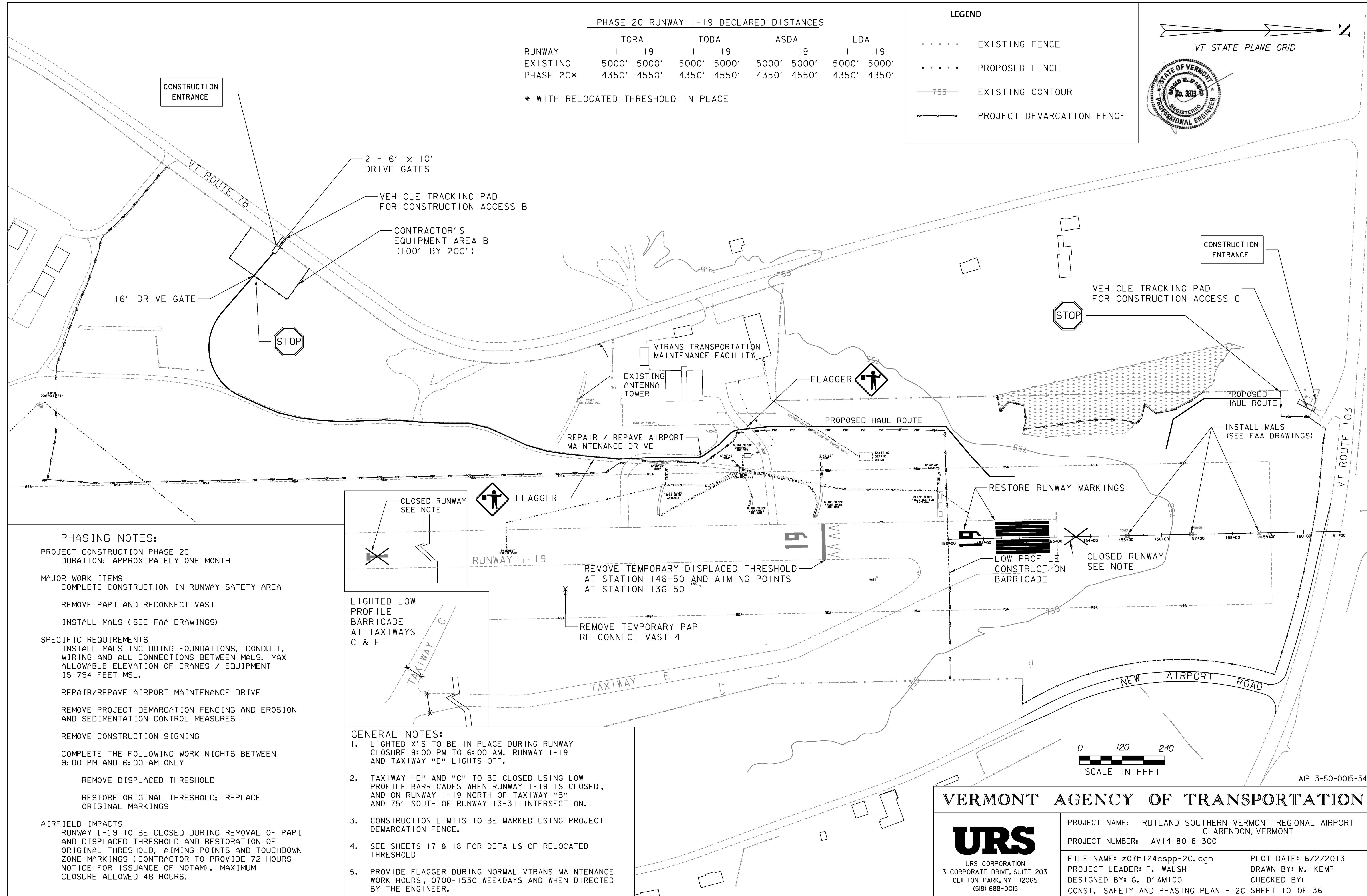

PHASE 2C RUNWAY 1-19 DECLARED DISTANCES

RUNWAY	TORA		TODA		ASDA		LDA	
	1	19	1	19	1	19	1	19
EXISTING	5000'	5000'	5000'	5000'	5000'	5000'	5000'	5000'
PHASE 2C*	4350'	4550'	4350'	4550'	4350'	4550'	4350'	4350'

* WITH RELOCATED THRESHOLD IN PLACE

LEGEND

- EXISTING FENCE
- PROPOSED FENCE
- 755- EXISTING CONTOUR
- PROJECT DEMARCATION FENCE



PHASING NOTES:
 PROJECT CONSTRUCTION PHASE 2C
 DURATION: APPROXIMATELY ONE MONTH

MAJOR WORK ITEMS
 COMPLETE CONSTRUCTION IN RUNWAY SAFETY AREA

REMOVE PAPI AND RECONNECT VASI
 INSTALL MALS (SEE FAA DRAWINGS)

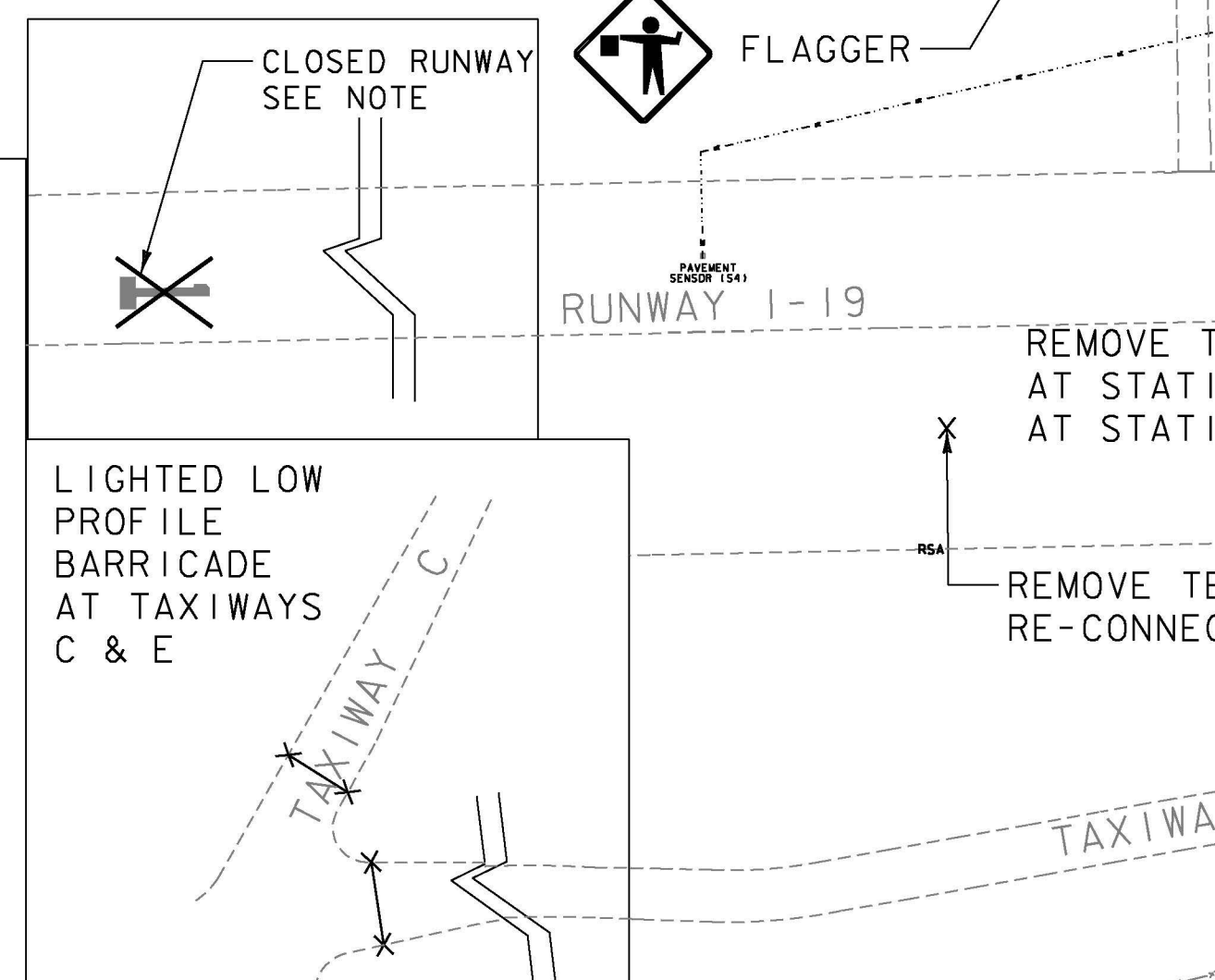
SPECIFIC REQUIREMENTS
 INSTALL MALS INCLUDING FOUNDATIONS, CONDUIT, WIRING AND ALL CONNECTIONS BETWEEN MALS. MAX ALLOWABLE ELEVATION OF CRANES / EQUIPMENT IS 794 FEET MSL.

REPAIR/REPAVE AIRPORT MAINTENANCE DRIVE
 REMOVE PROJECT DEMARCATION FENCING AND EROSION AND SEDIMENTATION CONTROL MEASURES
 REMOVE CONSTRUCTION SIGNING

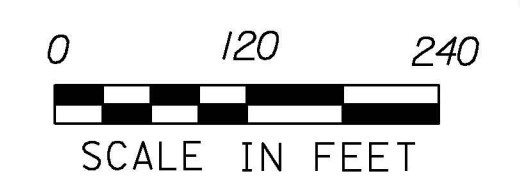
COMPLETE THE FOLLOWING WORK NIGHTS BETWEEN 9:00 PM AND 6:00 AM ONLY

REMOVE DISPLACED THRESHOLD
 RESTORE ORIGINAL THRESHOLD; REPLACE ORIGINAL MARKINGS

AIRFIELD IMPACTS
 RUNWAY 1-19 TO BE CLOSED DURING REMOVAL OF PAPI AND DISPLACED THRESHOLD AND RESTORATION OF ORIGINAL THRESHOLD, AIMING POINTS AND TOUCHDOWN ZONE MARKINGS (CONTRACTOR TO PROVIDE 72 HOURS NOTICE FOR ISSUANCE OF NOTAM). MAXIMUM CLOSURE ALLOWED 48 HOURS.



- GENERAL NOTES:**
- LIGHTED X'S TO BE IN PLACE DURING RUNWAY CLOSURE 9:00 PM TO 6:00 AM. RUNWAY 1-19 AND TAXIWAY "E" LIGHTS OFF.
 - TAXIWAY "E" AND "C" TO BE CLOSED USING LOW PROFILE BARRICADES WHEN RUNWAY 1-19 IS CLOSED, AND ON RUNWAY 1-19 NORTH OF TAXIWAY "B" AND 75' SOUTH OF RUNWAY 13-31 INTERSECTION.
 - CONSTRUCTION LIMITS TO BE MARKED USING PROJECT DEMARCATION FENCE.
 - SEE SHEETS 17 & 18 FOR DETAILS OF RELOCATED THRESHOLD
 - PROVIDE FLAGGER DURING NORMAL VTRANS MAINTENANCE WORK HOURS, 0700-1530 WEEKDAYS AND WHEN DIRECTED BY THE ENGINEER.



AIP 3-50-0015-34

VERMONT AGENCY OF TRANSPORTATION



PROJECT NAME: RUTLAND SOUTHERN VERMONT REGIONAL AIRPORT
 CLARENDON, VERMONT
 PROJECT NUMBER: AV14-8018-300

FILE NAME: z07h124cspp-2C.dgn
 PROJECT LEADER: F. WALSH
 DESIGNED BY: G. D'AMICO
 CONST. SAFETY AND PHASING PLAN - 2C SHEET 10 OF 36

PLOT DATE: 6/2/2013
 DRAWN BY: M. KEMP
 CHECKED BY:

6/2/2013 P:\CADD\Consultants\z07h124cspp-2C.dgn