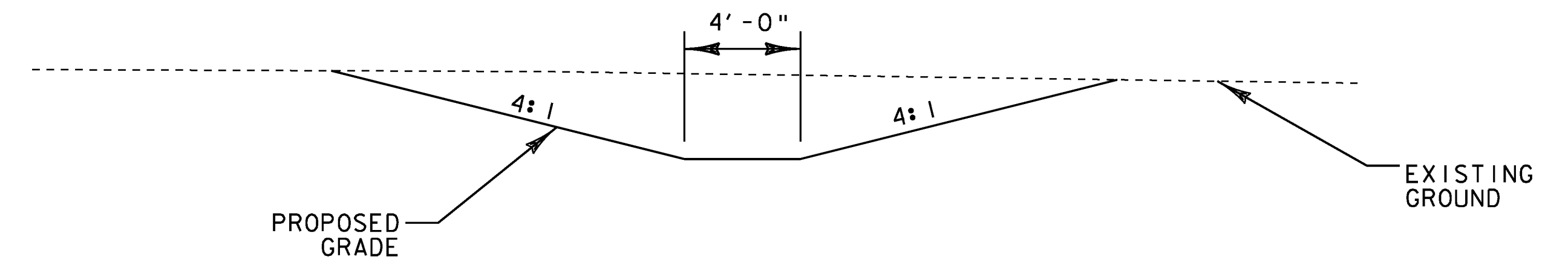


STA. = 37+00.00
 OFF. = -251.5
 ELEV. = 1102.3

STA. = 40+86.92
 OFF. = -377.5
 ELEV. = 1100.00

24" PIPE FROM POND 2
 OUTLET STRUCTURE

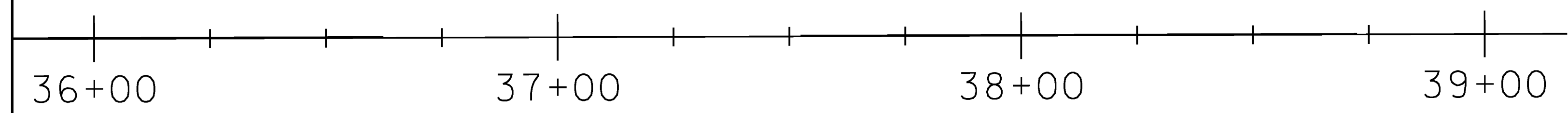

APPROXIMATE LIMITS
 OF GRADING (TYP.)



POND 2 OUTLET SWALE
 NOT TO SCALE

RUNWAY 17-35

TO RUNWAY 17 END



Hoyle, Tanner & Associates, Inc.
 150 Dow Street
 Manchester, NH 03101-1227
 Tel 603-669-5555
 Fax 603-669-4168
 Web Page: www.hoyletanner.com
Hoyle, Tanner & Associates © 2008

PROJECT NAME: E. F. KNAPP STATE AIRPORT	
A.I.P. 3-50-0001-011-2009	
PROJECT NUMBER: BERLIN AIR 04-3216	
FILE NAME: z05h378sht_gra_swale.dgn	PLOT DATE: 11/22/2011
PROJECT LEADER: S. FORTNEY	DRAWN BY: D. STANDISH
DESIGNED BY: S. BOUCHARD	CHECKED BY: J. DOWNAR
POND 2 OUTLET SWALE DETAIL	SHEET 94 OF 173