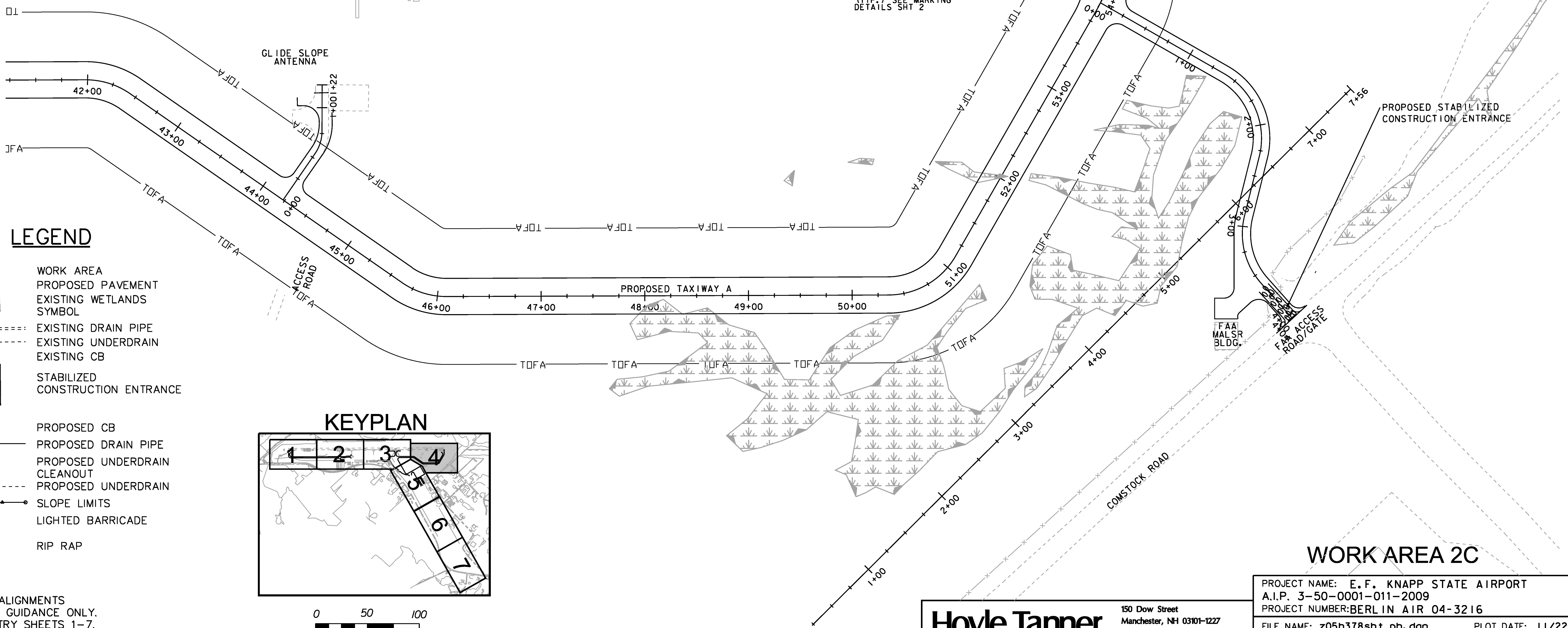


WORK AREA 2C

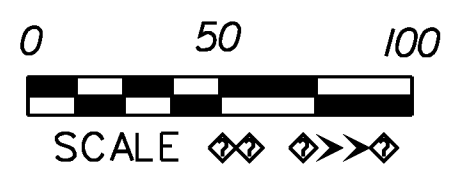
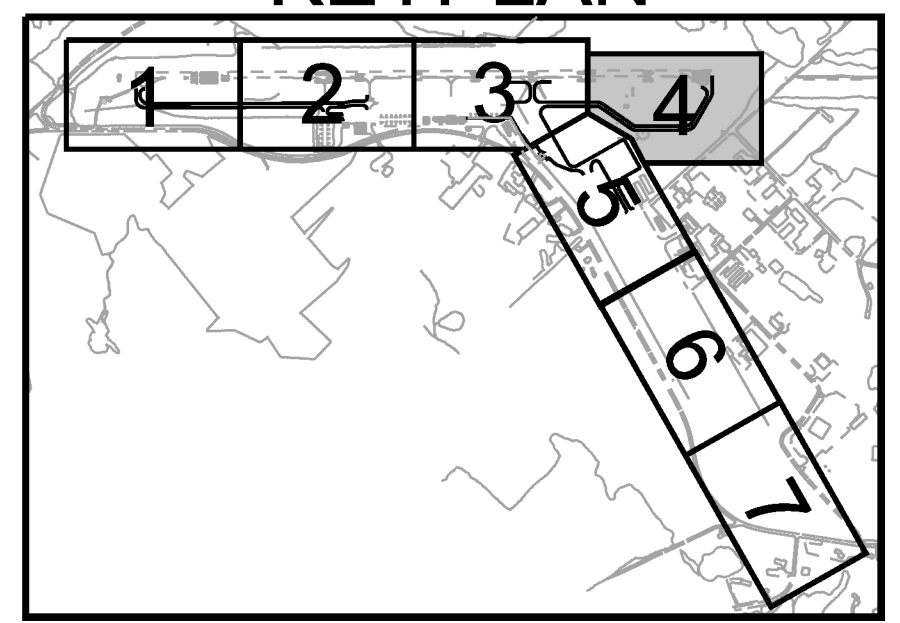
LIGHTED BARRICADES  
(TYP.) SEE MARKING  
DETAILS SHT 2



**LEGEND**

- WORK AREA
- PROPOSED PAVEMENT
- EXISTING WETLANDS SYMBOL
- EXISTING DRAIN PIPE
- EXISTING UNDERDRAIN
- EXISTING CB
- STABILIZED CONSTRUCTION ENTRANCE
- PROPOSED CB
- PROPOSED DRAIN PIPE
- PROPOSED UNDERDRAIN CLEANOUT
- PROPOSED UNDERDRAIN
- SLOPE LIMITS
- LIGHTED BARRICADE
- RIP RAP

**KEYPLAN**



NOTE:  
PROPOSED ALIGNMENTS  
SHOWN FOR GUIDANCE ONLY.  
SEE GEOMETRY SHEETS 1-7.

WORK AREA 2C SAFETY PLAN  
SHEETS 1, 2, 3, 5, 6 AND 7 NOT USED

**Hoyle, Tanner & Associates, Inc.**  
 150 Dow Street  
 Manchester, NH 03101-1227  
 Tel 603-669-5555  
 Fax 603-669-4168  
 Web Page: [www.hoyletanner.com](http://www.hoyletanner.com)  
Hoyle, Tanner & Associates © 2008

**WORK AREA 2C**

PROJECT NAME: E. F. KNAPP STATE AIRPORT  
 A.I.P. 3-50-0001-011-2009  
 PROJECT NUMBER: BERLIN AIR 04-3216

FILE NAME: z05h378sht.ph.dgn  
 PROJECT LEADER: S. FORTNEY  
 DESIGNED BY: S. BOUCHARD  
 WORK AREA 2C SHT 4

PLOT DATE: 11/22/2011  
 DRAWN BY: D. STANDISH  
 CHECKED BY: J. DOWNAR  
 SHEET 18 OF 173