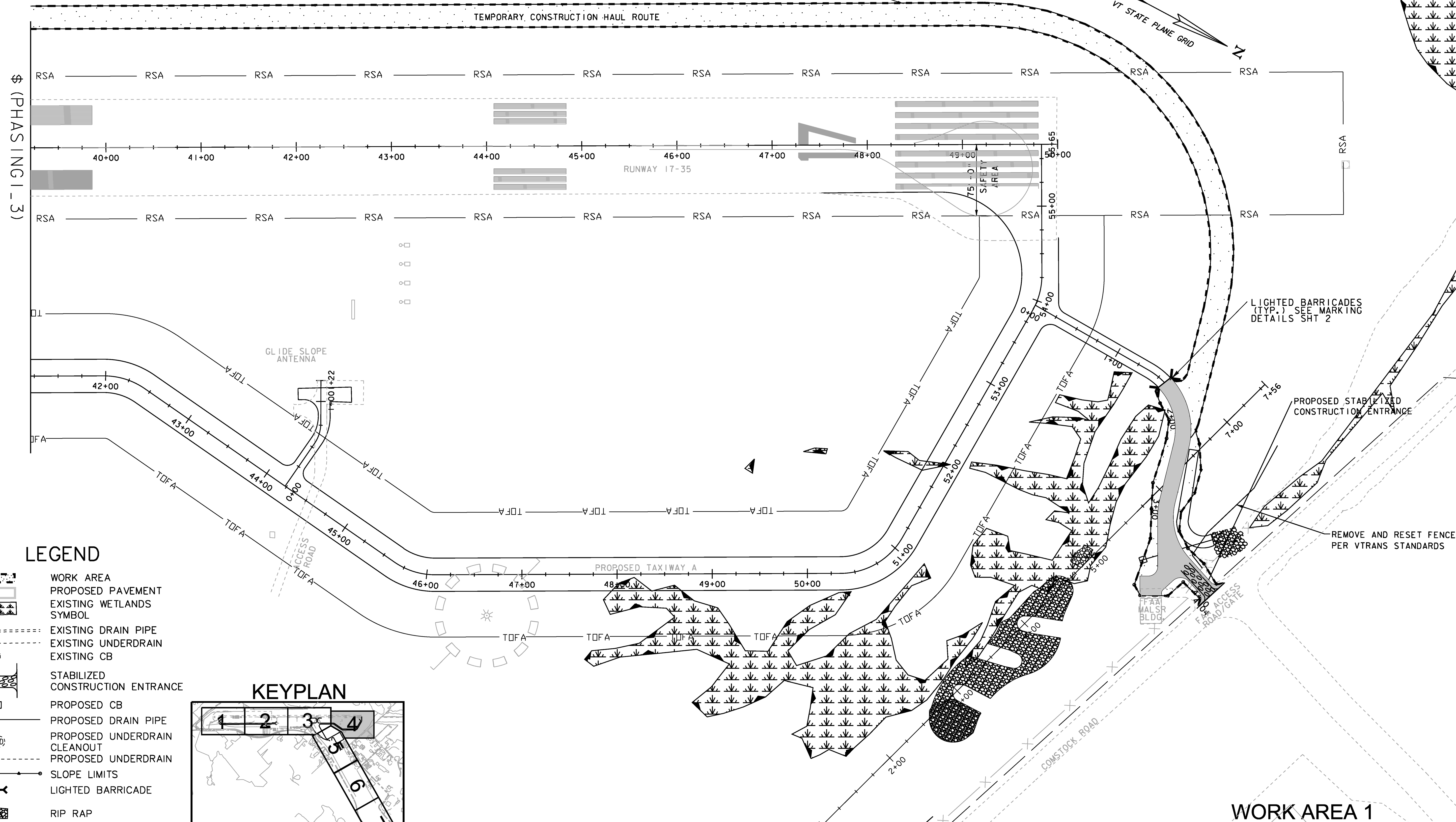


WORK AREA 1E



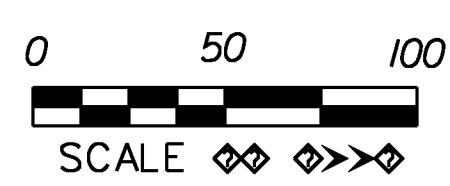
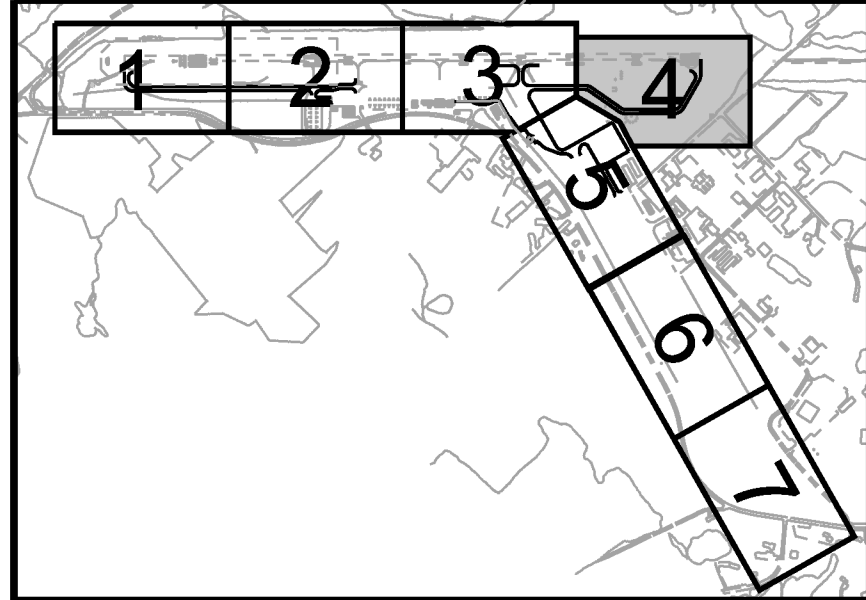
PHAS IN G I - 3

LEGEND

- WORK AREA
- PROPOSED PAVEMENT
- EXISTING WETLANDS SYMBOL
- EXISTING DRAIN PIPE
- EXISTING UNDERDRAIN
- EXISTING CB
- STABILIZED CONSTRUCTION ENTRANCE
- PROPOSED CB
- PROPOSED DRAIN PIPE
- PROPOSED UNDERDRAIN CLEANOUT
- PROPOSED UNDERDRAIN
- SLOPE LIMITS
- LIGHTED BARRICADE
- RIP RAP

NOTE:
 PROPOSED ALIGNMENTS SHOWN FOR GUIDANCE ONLY. SEE GEOMETRY SHEETS 1-7.
 WORK AREA 1 SAFETY PLAN SHEETS 5, 6 AND 7 NOT USED

KEYPLAN



LIGHTED BARRICADES (TYP.) SEE MARKING DETAILS SHT 2

PROPOSED STABILIZED CONSTRUCTION ENTRANCE

REMOVE AND RESET FENCE PER VTRANS STANDARDS

WORK AREA 1

Hoyle, Tanner & Associates, Inc.
 150 Dow Street
 Manchester, NH 03101-1227
 Tel 603-669-5555
 Fax 603-669-4168
 Web Page: www.hoyletanner.com
Hoyle, Tanner & Associates © 2008

PROJECT NAME: E. F. KNAPP STATE AIRPORT	
A.I.P. 3-50-0001-011-2009	
PROJECT NUMBER: BERLIN AIR 04-3216	
FILE NAME: z05h378sht.ph.dgn	PLOT DATE: 11/22/2011
PROJECT LEADER: S. FORTNEY	DRAWN BY: D. STANDISH
DESIGNED BY: S. BOUCHARD	CHECKED BY: J. DOWNAR
WORK AREA 1 SHT 4	SHEET 12 OF 173