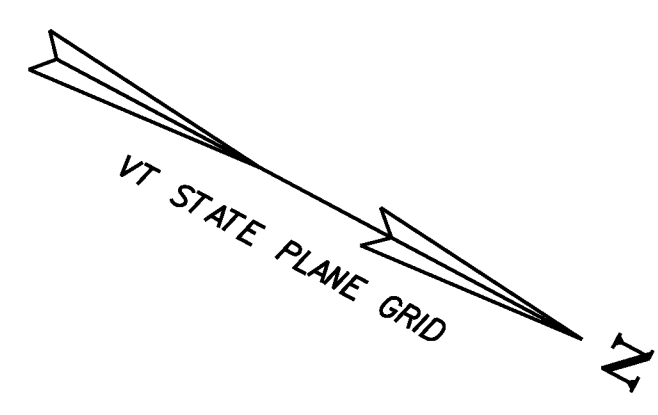


SEE BELOW

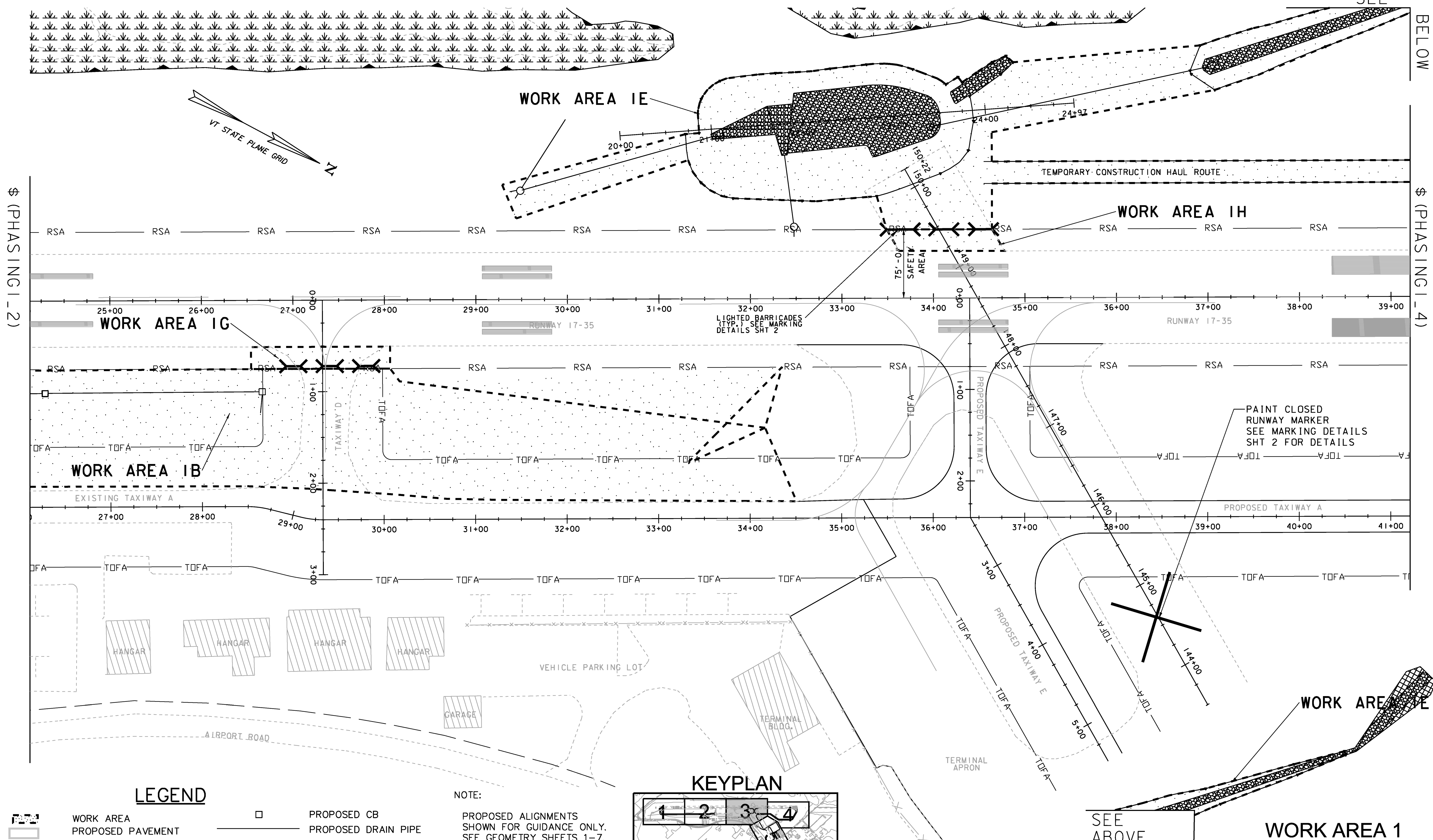


WORK AREA 1E

WORK AREA 1H

\$(PHASING)_2

\$(PHASING)_4



WORK AREA 1G

WORK AREA 1B

HANGAR

HANGAR

HANGAR

HANGAR

VEHICLE PARKING LOT

GARAGE

TERMINAL BLDG.

TERMINAL APRON

WORK AREA 1E

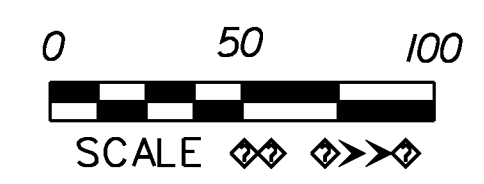
SEE ABOVE

WORK AREA 1

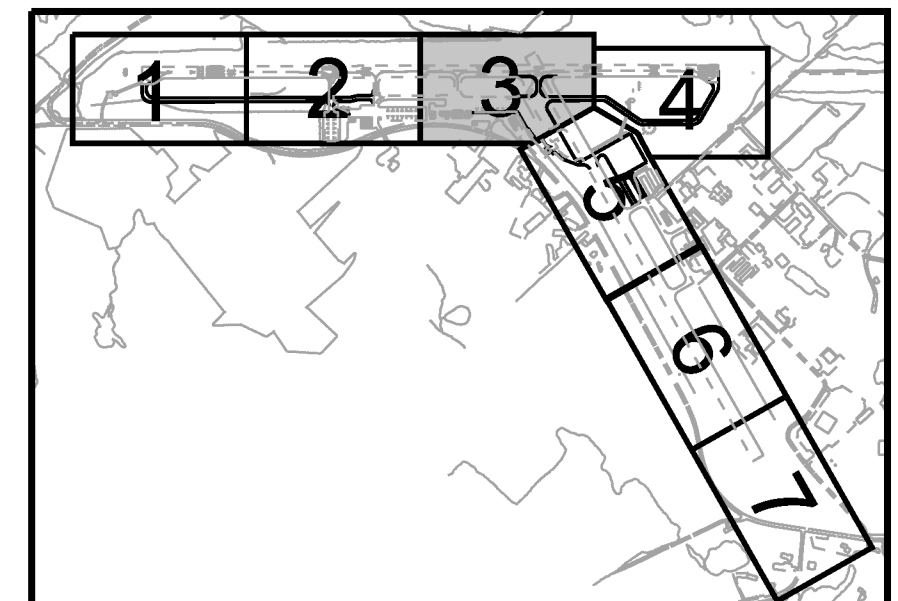
LEGEND

- WORK AREA
- PROPOSED PAVEMENT
- EXISTING WETLANDS SYMBOL
- EXISTING DRAIN PIPE
- EXISTING UNDERDRAIN
- EXISTING CB
- STABILIZED CONSTRUCTION ENTRANCE
- PROPOSED CB
- PROPOSED DRAIN PIPE
- PROPOSED UNDERDRAIN CLEANOUT
- PROPOSED UNDERDRAIN
- SLOPE LIMITS
- LIGHTED BARRICADE
- RIP RAP

NOTE:
 PROPOSED ALIGNMENTS SHOWN FOR GUIDANCE ONLY. SEE GEOMETRY SHEETS 1-7.
 WORK AREA 1 SAFETY PLAN SHEETS 5, 6 AND 7 NOT USED



KEYPLAN



Hoyle, Tanner & Associates, Inc.

150 Dow Street
 Manchester, NH 03101-1227
 Tel 603-669-5555
 Fax 603-669-4168
 Web Page: www.hoyletanner.com
Hoyle, Tanner & Associates © 2008

PROJECT NAME: E. F. KNAPP STATE AIRPORT
 A.I.P. 3-50-0001-011-2009
 PROJECT NUMBER: BERLIN AIR 04-3216
 FILE NAME: z05h378sh1.ph.dgn
 PROJECT LEADER: S. FORTNEY
 DESIGNED BY: S. BOUCHARD
 WORK AREA 1 SHT 3
 PLOT DATE: 11/22/2011
 DRAWN BY: D. STANDISH
 CHECKED BY: J. DOWNAR
 SHEET 11 OF 173