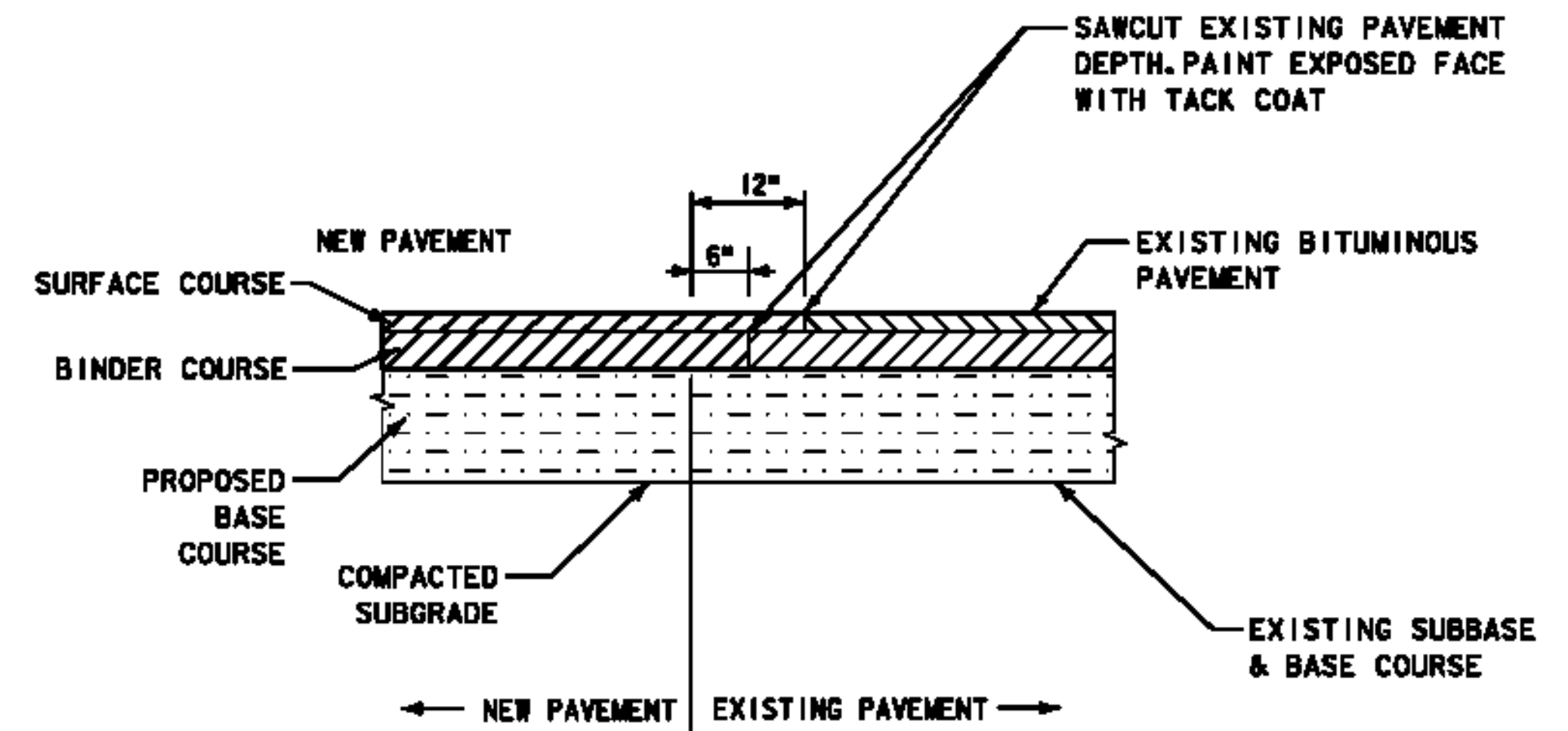


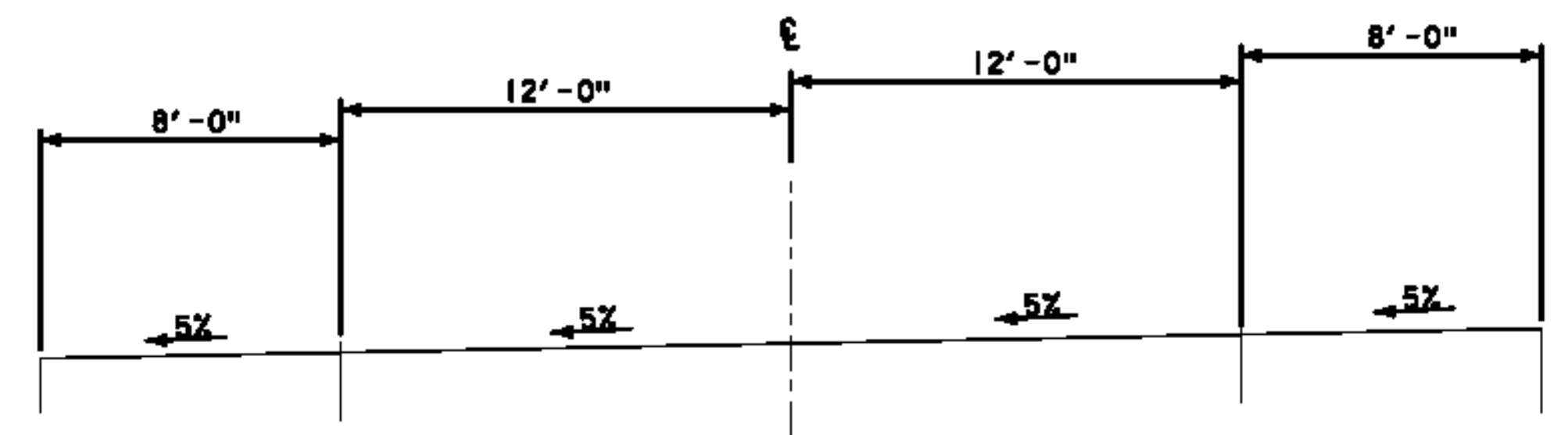
12/30/2013 J:\38397229 RUT RSA 19 Improvements Final Design & CIPhase \6.0 CADD\6.1 Plan Sheets\RECORD DRAWINGS\207h124typ_road-RD.dgn



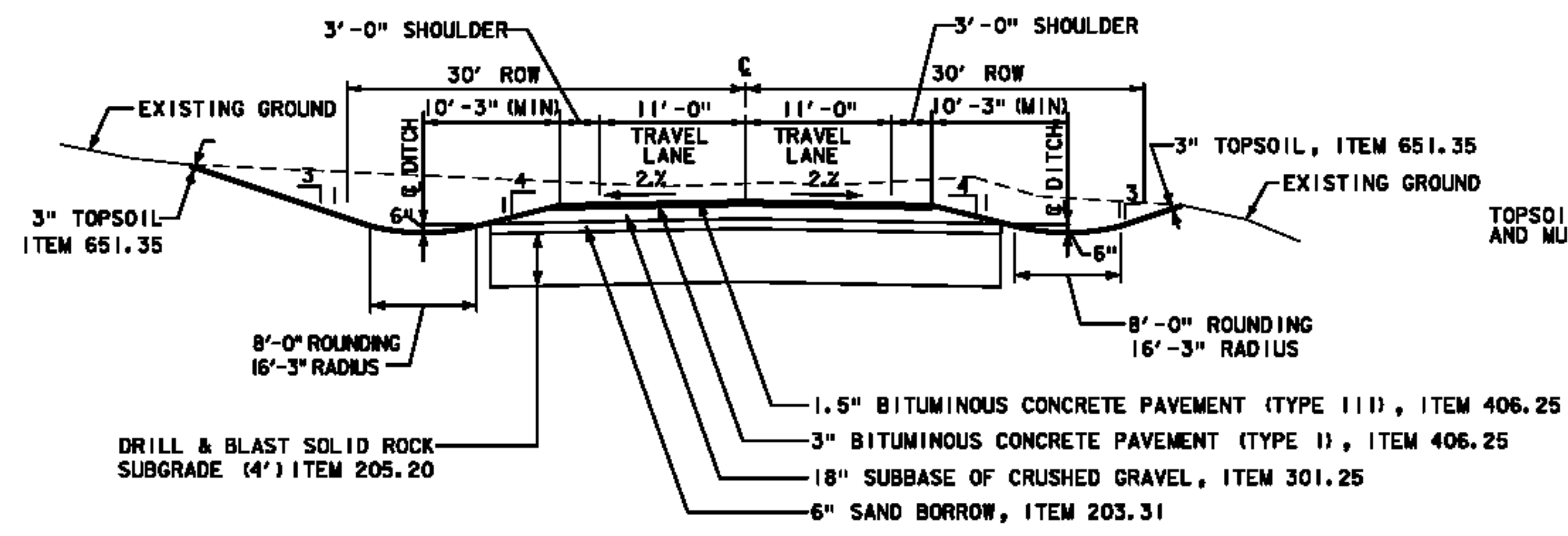
NOTE:
THE COST OF THE PAVEMENT SAWCUT AND TACKCOAT ARE NOT A SEPARATE PAY ITEM. IT IS CONSIDERED AS INCIDENTAL TO THE OTHER ITEMS OF WORK.

(A) BUTT JOINT DETAIL
NOT TO SCALE

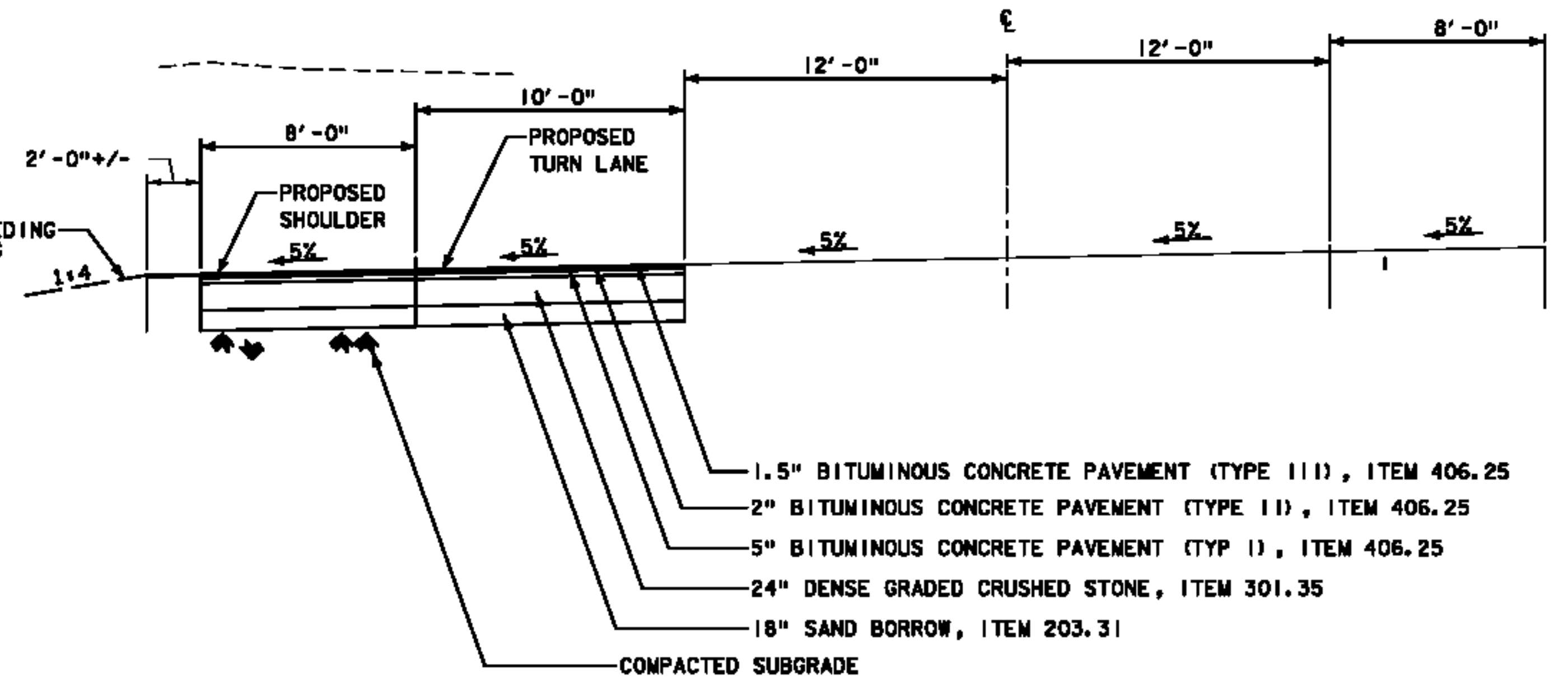
RECORD DRAWING
DECEMBER 27, 2013



(C) EXISTING VT ROUTE 103
NOT TO SCALE



(B) AIRPORT ROAD (RELOCATED)
NOT TO SCALE



(D) PROPOSED VT ROUTE 103
NOT TO SCALE

GENERAL NOTES

- SEED, ITEM 651.15, SHALL BE APPLIED AS DIRECTED BY ENGINEER. THE SEED MIXTURE SHALL CONFORM TO:

X WT	LBS / A	NAME	PUR %	GERM
20	14	TALL FESCUE 06-30	05	05
10	7	PERENNIAL RYE GRASS	05	05
1	7	MEDIUM RED CLOVER	05	05
2	2	EMPIRE BIRD'S FOOT TREFOL	05	05
22	15	CLIMAX TIMOTHY	05	05
25	17	CREEPING RED FESCUE	05	05
10	7	ANNUAL RYE	05	05
10	7	ORCHARD GRASS	05	05
100	70			

THE SEED MIXTURE SHALL NOT HAVE A WEED CONTENT EXCEEDING 0.40% BY WEIGHT AND SHALL BE FREE OF ALL NOXIOUS WEED SEED.
- FERTILIZER, ITEM 651.18 FORMULA 10-20-10 TO BE USED WITH SEED. ITEM 651.18, APPLIED AT THE RATE OF 500 LBS / ACRE.
AGRICULTURAL LIMESTONE, ITEM 651.20, TO BE APPLIED AT THE RATE OF 2 TONS / ACRE OR AS DIRECTED BY ENGINEER.
MAY MULCH, ITEM 651.25, SHALL BE PLACED ON EARTH SLOPES AT THE RATE OF 2 TON/ACRE.
TOPSOIL, ITEM 651.35, TO BE USED WITH SEED. ITEM 651.15, AS DIRECTED BY THE ENGINEER.
- PERMANENT EROSION CONTROL MATTING, ITEM 653.21, SHALL BE PLACED ON SLOPES OVER 5% WHEN DIRECTED BY THE ENGINEER.
- ALLOWABLE THICKNESS TOLERANCES:

SUBGRADE	± 1/2"
CONTROLLED MATERIAL	± 1/4"
PAVEMENT	± 3/8"
BASE COURSE	± 1/2"
- PAY LIMITS FOR SEED, LIME, FERTILIZER & MULCH ARE EQUAL TO THE APPROVED CONSTRUCTION LIMITS.

AMP 3-50-0015-34

VERMONT AGENCY OF TRANSPORTATION

URS
URS CORPORATION
3 CORPORATE DRIVE, SUITE 203
CLIFTON PARK, NY 12065
GRI 688-0015

PROJECT NAME: RUTLAND SOUTHERN VERMONT REGIONAL AIRPORT
CLARENDON, VERMONT
PROJECT NUMBER: AV14-8008-300
FILE NAME: 207h124typ_road-RD.dgn
PROJECT LEADER: F. WALSH
DESIGNED BY: G. D'AMICO
TYPICAL SECTIONS-ROADWAY

PLOT DATE: 12/30/2013
DRAWN BY: M. KEMP
CHECKED BY:
SHEET 11 OF 29