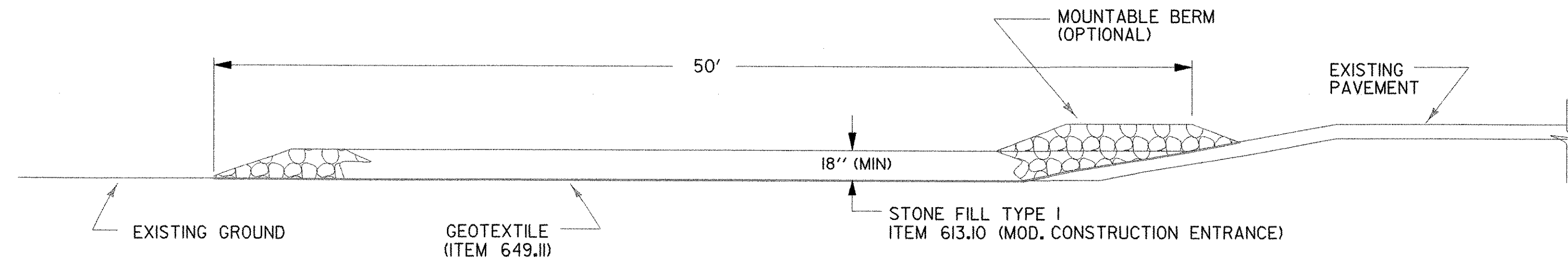
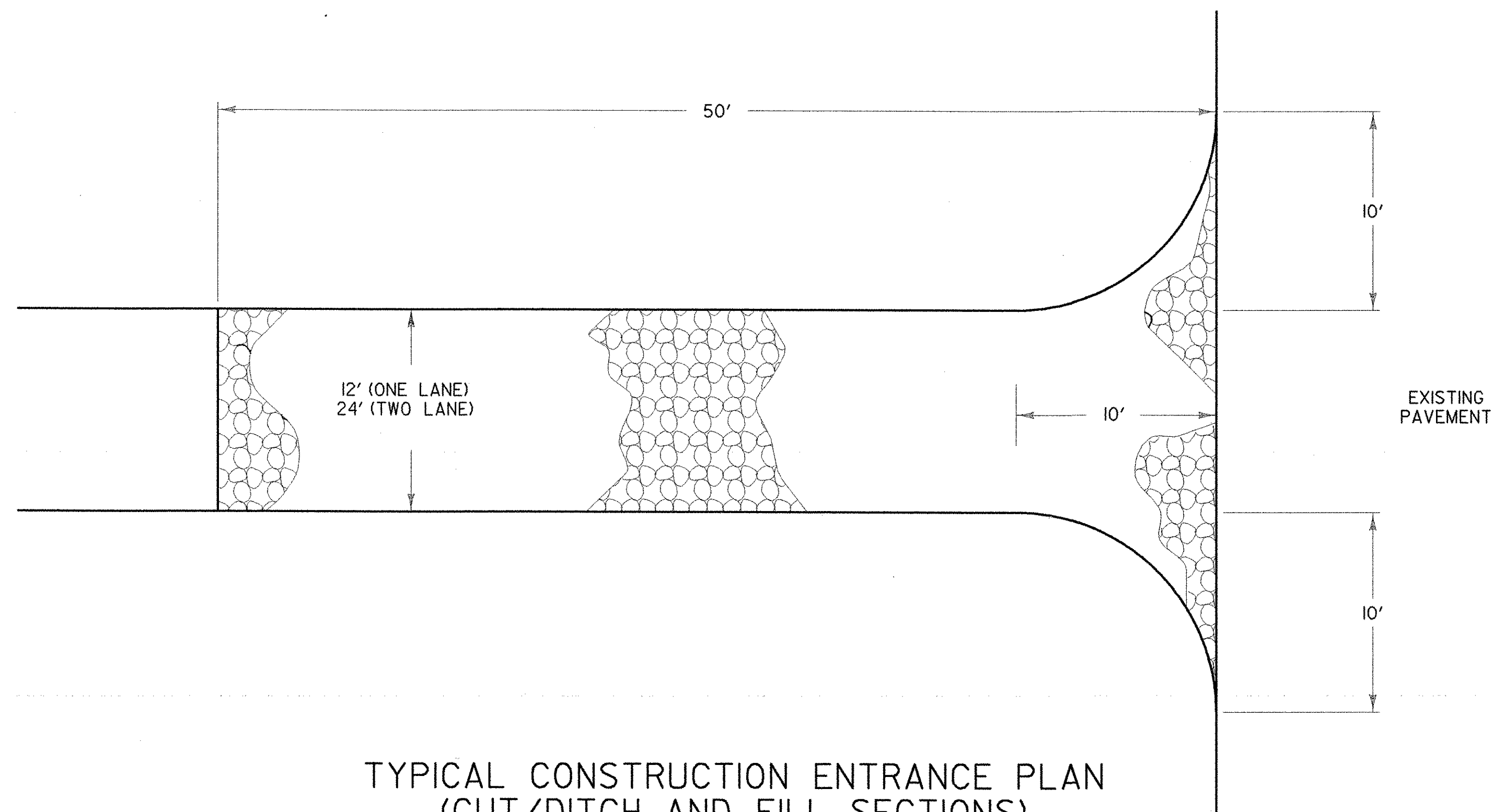


STABILIZED CONSTRUCTION ENTRANCE



TYPICAL CONSTRUCTION ENTRANCE PROFILE
(CUT AND DITCH SECTIONS)



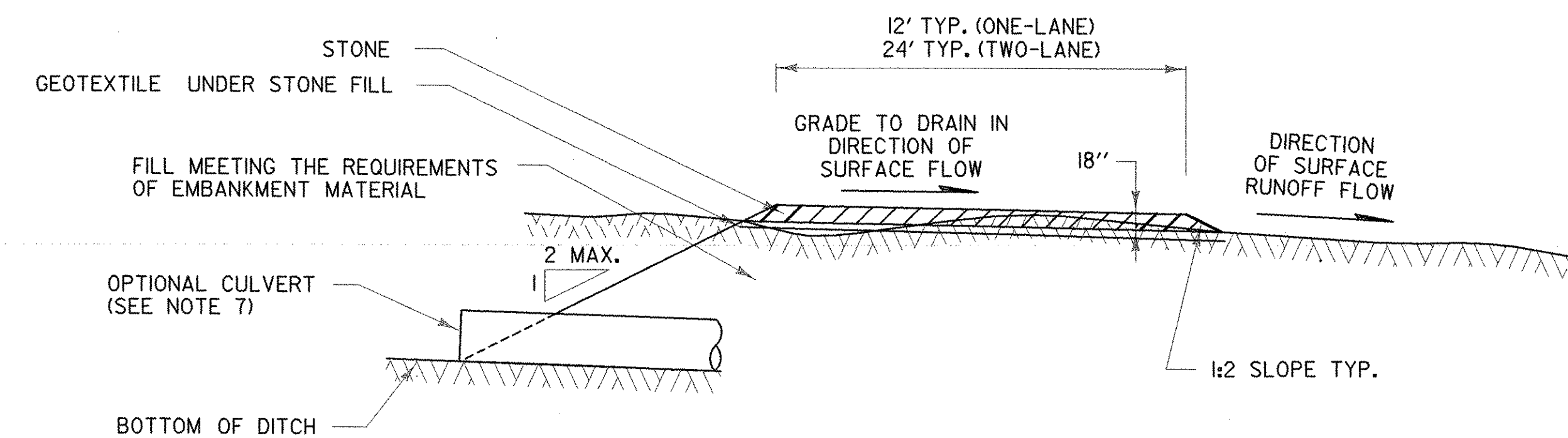
TYPICAL CONSTRUCTION ENTRANCE PLAN
(CUT/DITCH AND FILL SECTIONS)

APPLICATION NOTES:

A. THE PURPOSE OF A STABILIZED CONSTRUCTION ENTRANCE IS TO REDUCE OR ELIMINATE THE TRACKING OF SEDIMENT ONTO PUBLIC RIGHTS OF WAY OR STREETS.


GENERAL NOTES:

1. STONE SIZE - USE CLEAN STONE WITH GRADATION BETWEEN 2 INCHES AND 4 INCHES .
2. LENGTH - 50 FEET (MIN)
3. THICKNESS - 18 INCHES (MIN)
4. WIDTH - 12 FEET (MIN)
5. GEOTEXTILE UNDER STONE WILL BE PLACED OVER THE ENTIRE AREA PRIOR TO PLACING OF STONE FILL.
6. SURFACE WATER - ALL SURFACE WATER FLOWING OR DIVERTED TOWARD CONSTRUCTION ENTRANCES SHALL BE PIPED ACROSS THE ENTRANCE AS DIRECTED BY THE ENGINEER. IF PIPING IS IMPRACTICAL, A MOUNTABLE BERM WITH 5:1 SLOPES WILL BE PERMITTED.
7. PROPOSED DRAINAGE PIPES SHALL BE SIZED WITH SUFFICIENT CAPACITY TO CARRY DITCH FLOWS. ALTERNATIVE WAYS OF TRANSPORTING DITCH DRAINAGE ACROSS CONSTRUCTION ENTRANCES MAY BE PROPOSED BY THE CONTRACTOR FOR APPROVAL BY THE ENGINEER.
8. WHEN WASHING OF VEHICLE IS NECESSARY, IT SHALL BE DONE ON AN AREA STABILIZED WITH STONE WHICH DRAINS INTO AN APPROVED SEDIMENT TRAPPING DEVICE.
9. MEASURES SHALL BE INSPECTED EVERY SEVEN (7) CALENDAR DAYS AND WITHIN 24 HOURS OF A STORM EVENT GREAT ENOUGH TO CAUSE WATER TO LEAVE THE CONSTRUCTION SITE.
10. MAINTENANCE- THE ENTRANCE SHALL BE MAINTAINED IN A CONDITION WHICH WILL PREVENT TRACKING OR FLOWING OF SEDIMENT ONTO PUBLIC RIGHTS-OF-WAY. ALL SEDIMENT SPILLED, DROPPED, WASHED, OR TRACKED ONTO PUBLIC RIGHTS-OF-WAY MUST BE REMOVED IMMEDIATELY.
11. AT THE TIME OF REMOVAL OF THE STABILIZED CONSTRUCTION ENTRANCE THE DISTURBED AREA SHALL BE REPAIRED AND STABILIZED.
12. PAYMENT OF THE STABILIZED CONSTRUCTION ENTRANCE SHALL BE MADE UNDER APPLICABLE ITEMS INCLUDED IN THE CONTRACT PLANS.
13. PAYMENT FOR MONITORING STABILIZED CONSTRUCTION ENTRANCES SHALL BE MADE UNDER THE MONITORING EROSION PREVENTION & SEDIMENT CONTROL PLAN ITEM 652.20.
14. PAYMENT FOR MAINTAINING THE CONSTRUCTION ENTRANCE SHALL BE MADE UNDER THE MAINTENANCE OF EROSION PREVENTION & SEDIMENT CONTROL PLAN ITEM 652.30, UNLESS MAINTENANCE IS REQUIRED DUE TO POOR INSTALLATION PRACTICES.



TYPICAL CONSTRUCTION ENTRANCE SECTION

DATUM	
VERTICAL	NAVD 88
HORIZONTAL	NAD 83



AIP 3-50-0015

SHEET NAME: EROSION PREVENTION & SEDIMENT CONTROL DETAILS CONSTRUCTION ENTRANCE	
PROJECT NAME:	CLARENDON
PROJECT NUMBER:	AIR 04-3172-C2
FILE NAME: 38397036sheet26	PLOT DATE: 2/16/2006
PROJECT LEADER: G. D'AMICO	DRAWN BY: R. DEWEY
DESIGNED BY: R. DEWEY	CHECKED BY: G. D'AMICO
EROSION PREVENTION & SEDIMENT CONTROL	SHEET 26 OF 27