

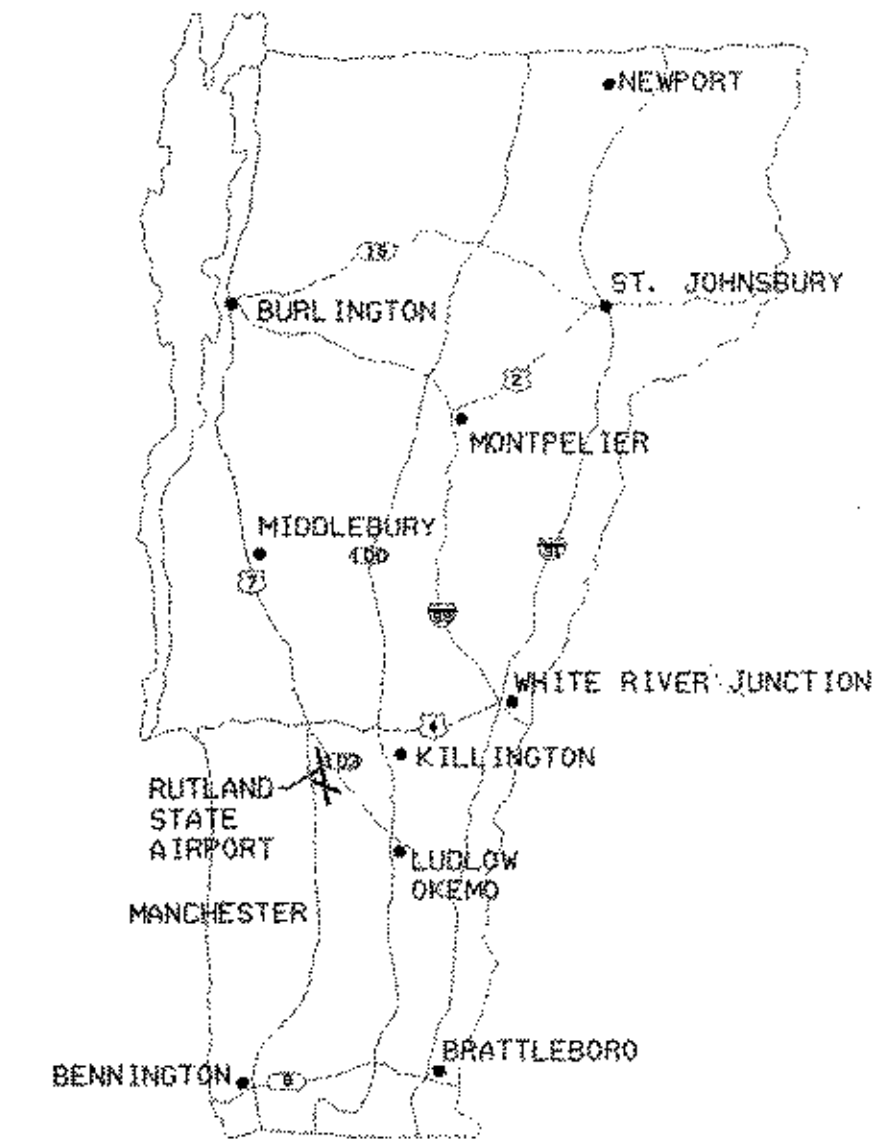
INDEX OF SHEETS

- 1 TITLE SHEET
- 2 GENERAL PROJECT LAYOUT
- 3 FENCE PLAN
- 4 GENERAL CONSTRUCTION & SAFETY NOTES
- 5 SEDIMENT/ EROSION CONTROL DETAILS
- 6 APRON LIGHTING LAYOUT
- 7 APRON LIGHTING DETAILS
- 8 AIRPORT PROPERTY MAP - EXHIBIT "A"

**STATE OF VERMONT
AGENCY OF TRANSPORTATION**



**PROPOSED IMPROVEMENTS
RUTLAND STATE AIRPORT
CLARENDON, VERMONT
AIR 04-3154 CONTRACT 2**



VAOT STANDARD DRAWINGS

- E-100 CONSTRUCTION APPROACH SIGNS
- E-121 STANDARD SIGN PLACEMENTS
- T-1 TEMPORARY EROSION CONTROL DETAILS
- T-2 TEMPORARY EROSION CONTROL DETAILS
- F-2 CHAIN LINK FENCE (TYPE I)

PROJECT DESCRIPTION:

PROJECT "C"

- (1) INSTALLATION OF FAN MARKER FACILITY (FM) SERVING RUNWAY 19 (GL) RUTLAND STATE AIRPORT
- (2) INSTALLATION OF APRON LIGHTING
- (3) INSTALLATION OF CHAIN LINK FENCE - 8 FEET

RECORD PLANS

CONTRACTOR: DON WESTON EXCAVATING

RESIDENT ENGINEER: FOR CHRIS BUMP

CONSTRUCTION BEGAN: JUNE 23, 2003

CONSTRUCTION COMPLETE: DECEMBER 31, 2003

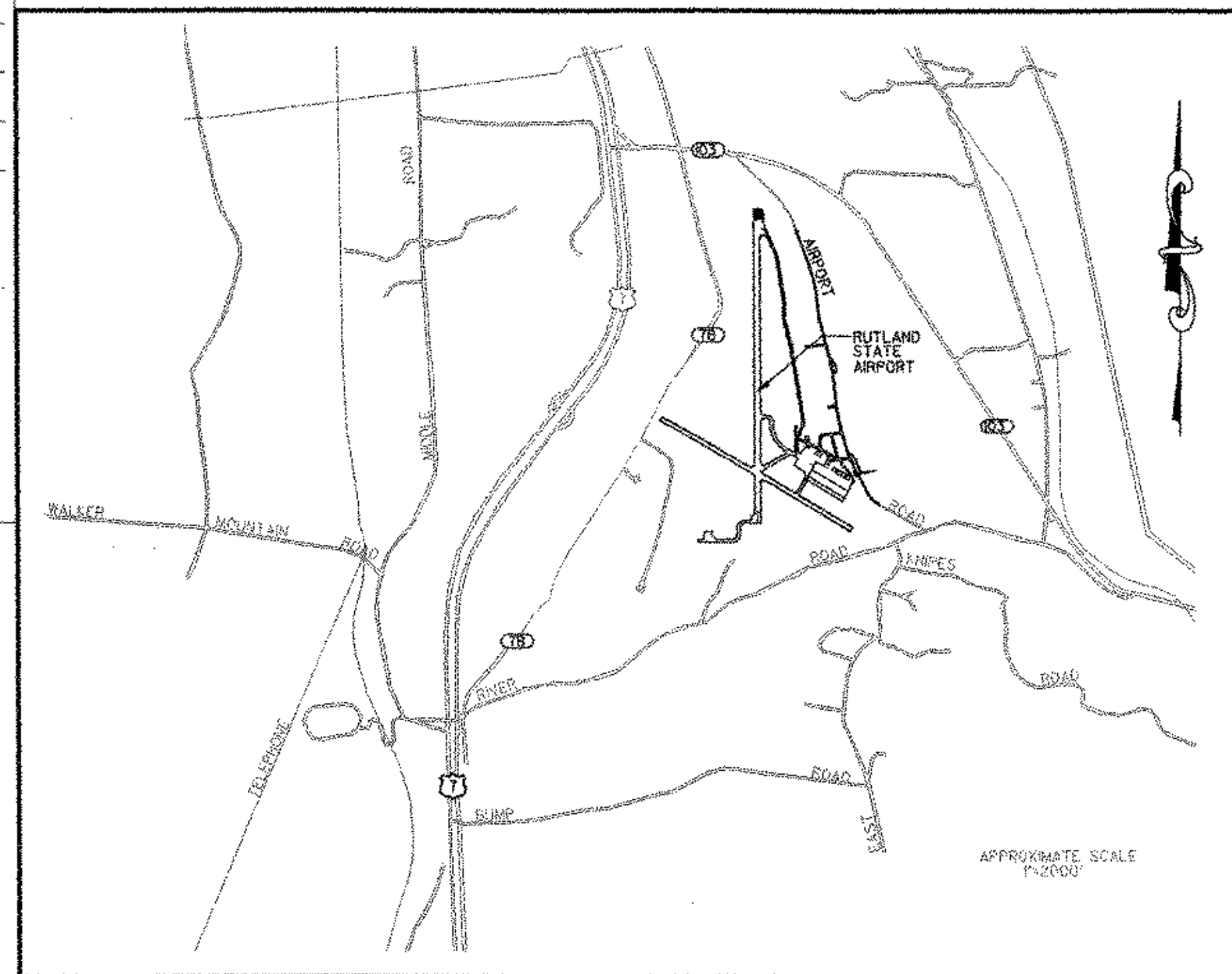
RECORD PLANS BY: K. NORTH & N. GARRACK

I HEREBY CERTIFY THAT ALL THE CONSTRUCTION REQUIRED BY THIS SET OF DRAWINGS HAS BEEN ACCOMPLISHED AS INDICATED HEREIN.

BY *[Signature]* RESIDENT ENGINEER

FAN MARKER DRAWINGS-PROVIDED BY FAA

- NE-D-27464-G000 COVER SHEET
- NE-D-27464-G001 INDEX SHEET
- NE-D-27464-D001 EXISTING FACILITY DEMOLITION PLAN
- NE-D-27464-C001 UTILITY AND SITE PLAN
- NE-D-27464-C002 FACILITY SITE PLAN
- NE-D-27464-C003 DETAILS
- NE-D-27464-C004 CHAIN LINK FENCE DETAILS
- NE-D-27464-E001 ELECTRICAL DETAILS
- NE-D-27464-E002 EXTERIOR EQUIPMENT INSTALLATION
- NE-D-27464-E003 EQUIPMENT SHELTER-EXTERIOR ELEVATIONS
- NE-D-27464-E004 EQUIPMENT SHELTER-INTERIOR ELEVATIONS
- NE-D-27464-E005 EQUIPMENT SHELTER-ELECTRICAL DETAILS
- NE-D-27464-R001 LEASE PROPERTY DESCRIPTION



**LOCATION MAP
NTS**

SUMMARY OF ESTIMATED QUANTITIES			
QUANTITIES GRAND TOTAL	UNIT	ITEMS	ITEM NO.
8	HOUR	ALL PURPOSE EXCAVATOR RENTAL, TYPE I	608.25
5,700	LF	CHAIN-LINK FENCE, 8 FEET	620.13
60	LF	GATE FOR CHAIN-LINK FENCE, 8 FEET	620.17
26	LF	GATE FOR CHAIN-LINK FENCE, 8 FEET (MOD.)	620.17
60	EA	BRACING ASSEMBLY FOR CHAIN-LINK FENCE, 8 FEET	620.22
1,000	LF	REMOVAL OF EXISTING FENCE	620.55
1,000	LF	SNOW FENCE	620.70
1	LU	FIELD OFFICE - TELEPHONE (NABD)	631.25
1	LS	MOBILIZATION	635.10
1	LS	UTILITY SYSTEM (MOD) (FAN MARKER FACILITY)	636.15
300	SY	GEOTEXTILE FOR SILT FENCE	649.51
100	LB	SEED	651.15
500	LB	FERTILIZER	651.18
2	TON	AGRICULTURAL LIMESTONE	651.20
2	TON	HAY MULCH	651.25
750	EA	HAY BALES FOR EROSION CONTROL	651.26
1	LS	EROSION & SEDIMENT CONTROL PLAN	652.10
8	HR	MONITORING EROSION & SEDIMENT CONTROL PLAN	652.20
1	LU	FIELD MAINTENANCE OF EROSION & SEDIMENT CONTROL PLAN	652.30
1	LS	STREET LIGHTING (MOD) (APRON LIGHTING FACILITY)	679.15

STANDARD NOTE

THESE PLANS ARE SUBJECT TO SUCH ENGINEERING CHANGES AS MAY BE REQUIRED BY THE FEDERAL AVIATION ADMINISTRATION OR THE DIRECTOR OF OPERATIONS DIVISION.


CONSTRUCTION IS TO BE CARRIED ON IN ACCORDANCE WITH THESE PLANS AND VERMONT AGENCY OF TRANSPORTATION STANDARD SPECIFICATIONS FOR CONSTRUCTION, DATED 2001, AS APPROVED BY THE FEDERAL HIGHWAY ADMINISTRATION ON JANUARY 2, 2001. FOR USE ON THIS PROJECT, INCLUDING ALL SUBSEQUENT REVISIONS AND SUCH REVISED SPECIFICATIONS AND SPECIAL PROVISIONS AS ARE INCORPORATED IN THESE PLANS.

DESIGN CERTIFICATION

THESE PLANS AND SPECIFICATIONS HAVE BEEN PREPARED IN ACCORDANCE WITH CURRENT FAA STANDARDS IDENTIFIED IN ADVISORY CIRCULAR CHECKLIST, AC 00-242, DATED JULY, 1999. DEVIATIONS FROM FAA STANDARDS ARE DISCUSSED IN THE ENGINEERS REPORT, DATED FEBRUARY, 2002.

[Signature]
URS CORPORATION

18 AUGUST 2003
DATE



STATE OF VERMONT
APPROVED

[Signature]
DIRECTOR, OPERATIONS DIVISION
8/18/03
DATE