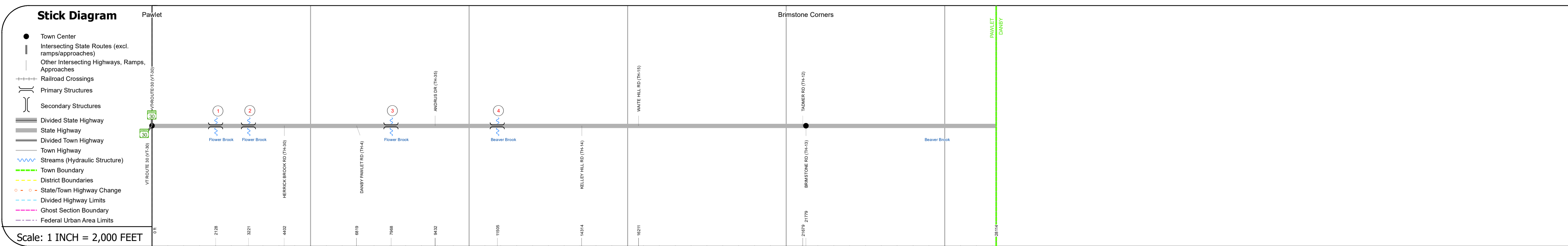
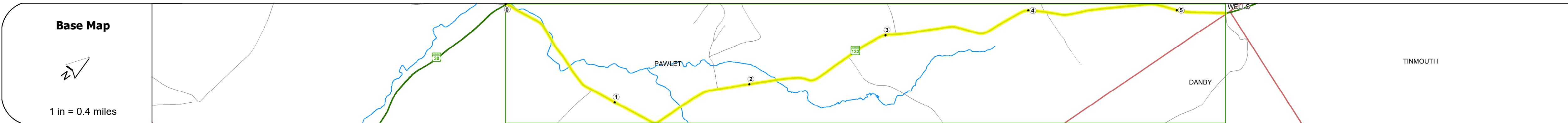
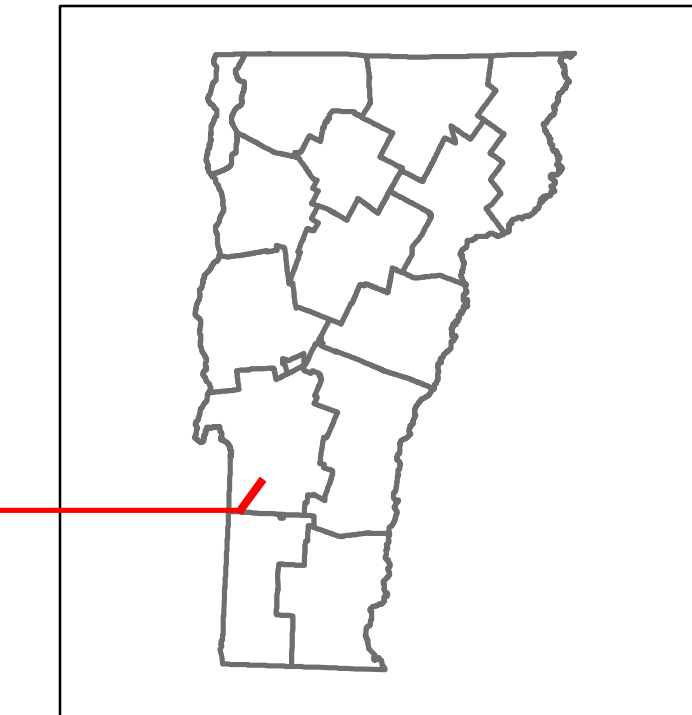


DISTRICT	TOWN	ROUTE
1	PAWLET	VT-133



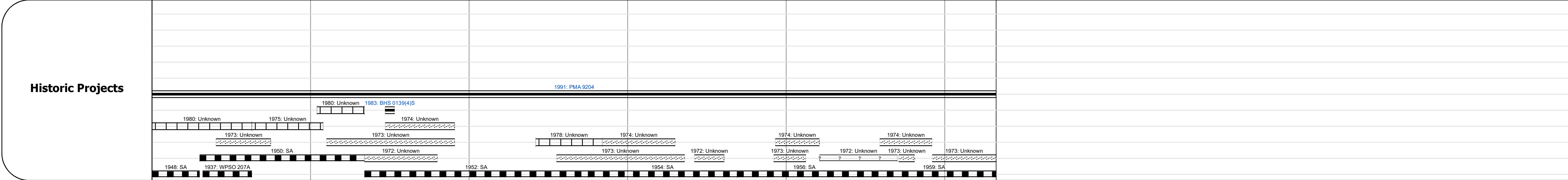
Road Widths	24	25	26	25	24	25	24	25	24	25	24	
Lane Count	2	2	2	2	2	2	2	2	2	2	2	
Base	18" Gravel											
Subbase												

Curves	8.6	8.1	10.6	9.1	6.7	2	5.6	4.9	11	7.5	6.6	8	7.1	4	7
--------	-----	-----	------	-----	-----	---	-----	-----	----	-----	-----	---	-----	---	---

Grades	+5.5A												-7.0		+8.0		+5.5		+10.0A		+10.0A		+8.5A		+4.0		-4.5		-5.0A		-3.5A	
--------	-------	--	--	--	--	--	--	--	--	--	--	--	------	--	------	--	------	--	--------	--	--------	--	-------	--	------	--	------	--	-------	--	-------	--

Guardrails	H/H												H/H		H/H		H/H		H/H		H/H		H/H		H/H		H/H		H/H	
------------	-----	--	--	--	--	--	--	--	--	--	--	--	-----	--	-----	--	-----	--	-----	--	-----	--	-----	--	-----	--	-----	--	-----	--

Rumblestrips																														
--------------	--	--	--	--	--	--	--	--	--	--	--	--	--	--	--	--	--	--	--	--	--	--	--	--	--	--	--	--	--	--



Maintenance Garage	District 3 - DMF Maintenance Castleton Garage											
--------------------	---	--	--	--	--	--	--	--	--	--	--	--

Speed Zone	35												40	
------------	----	--	--	--	--	--	--	--	--	--	--	--	----	--

Functional Class	5											
------------------	---	--	--	--	--	--	--	--	--	--	--	--

National Highway System												
-------------------------	--	--	--	--	--	--	--	--	--	--	--	--

Limited Access Highway												
------------------------	--	--	--	--	--	--	--	--	--	--	--	--

Customer Service Level	Local Connector											
------------------------	-----------------	--	--	--	--	--	--	--	--	--	--	--

Traffic Counters	R363				R071							
------------------	------	--	--	--	------	--	--	--	--	--	--	--

AADT	2022	1350	538	2021	1339	534	2020	1182	516	2019	1396	609	2018	1400	610
------	------	------	-----	------	------	-----	------	------	-----	------	------	-----	------	------	-----

Crash Locations	(Incomplete) 2023			2022			2021			2020			2019		
-----------------	-------------------	--	--	------	--	--	------	--	--	------	--	--	------	--	--

STRUCTURE DESCRIPTIONS

Bridge 1:
Stringer/multi-beam or girder - 1936
Structure No: 200139000111142
Length: 64'
Height: 100.0'
Width: 26.0'
Weight Limit: 0
Facility Carried: VT 00133 ML
Structure Type: ROLLED BEAM
Features Intersected: FLOWER BROOK
Surface: Bituminous
Inspection Date: 6/2021
Maintenance/Ownership: State

Bridge 2:
Tee Beam - 1936
Structure No: 200139000211142
Length: 54'
Height: 100.0'
Width: 24.0'
Weight Limit: 0
Facility Carried: VT 00133 ML
Structure Type: CONCRETE T-BEAM
Features Intersected: FLOWER BROOK
Surface: Bituminous
Inspection Date: 6/2021
Maintenance/Ownership: State

Bridge 3:
Tee Beam - 1937
Structure No: 200139000311142
Length: 54'
Height: 100.0'
Width: 30.0'
Weight Limit: 0
Facility Carried: VT 00133 ML
Structure Type: CONCRETE T-BEAM
Features Intersected: FLOWER BROOK
Surface: Bituminous
Inspection Date: 6/2021
Maintenance/Ownership: State

Bridge 4:
Culvert - 1946
Structure No: 300139000411141
Length: 16'
Width: 24.0'
Under Clearance: 5.0'
Weight Limit: 0
Facility Carried: VT 133
Structure Type: CGMPFA
Features Intersected: BROOK
Surface: Bituminous
Inspection Date: 11/2018
Maintenance: State

Historic Projects <ul style="list-style-type: none"> Unknown Retreatment Resurface Bituminous Mix Skinny Mix Bituminous Seal 	Functional Class <ul style="list-style-type: none"> 1 - Interstate System 2 - Other 3 - Principal Arterial 4 - Minor Arterial 5 - Major Collector 6 - Minor Collector 	Curves <ul style="list-style-type: none"> Left Right 	Grades <ul style="list-style-type: none"> Special grade up grade down 	Traffic Counters <ul style="list-style-type: none"> Continuous (CTC) Weight-In-Motion (WIM) Short-Term, Scheduled Short-Term, Unscheduled 	Crash Locations <ul style="list-style-type: none"> Fatal Injury Property Damage Only Unknown Crash Type 	Mileage by Functional Class By Sheet 0139 5 - Major collector 5.325	Mileage by Town By Sheet PAWLET - V133-1114 5.325 of 5.325	DISTRICT 1	TOWN PAWLET	Date: 09/23/23	ROUTE VT-133
Page Total Mileage: 5.325 mi								1	PAWLET	1 of 1 TWN mileage: 0.0 to 5.325	ETE mileage: 0.0 to 5.325