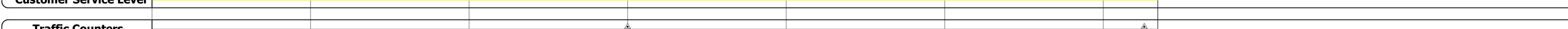





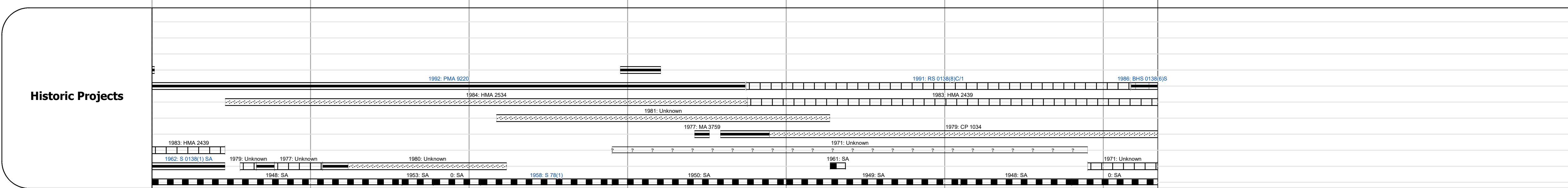
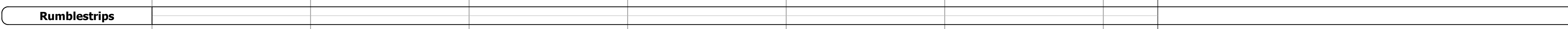

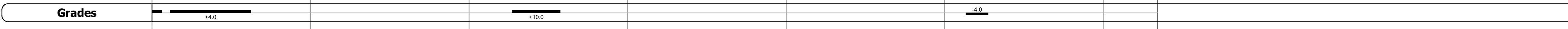
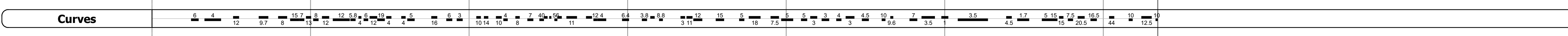
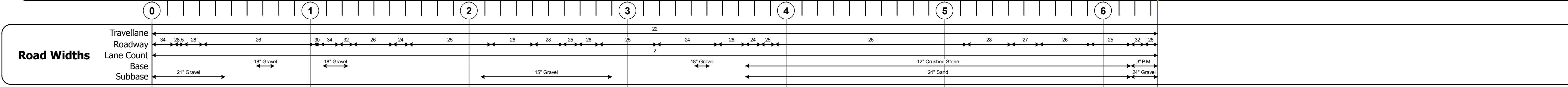
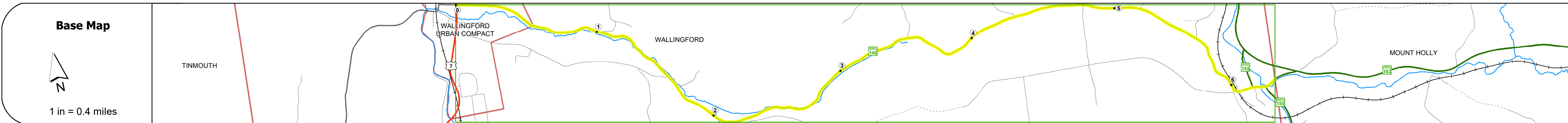
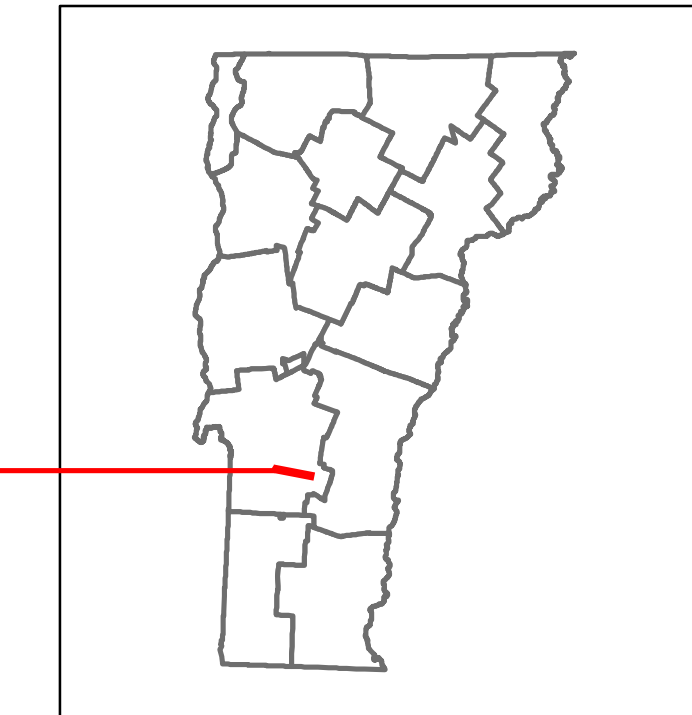



DISTRICT	TOWN	ROUTE
3	WALLINGFORD	VT-140



Year	Station 0-1	Station 1-2	Station 2-3	Station 3-4	Station 4-5	Station 5-6
2020	1800	760	765	648	1165	945
2019	1800	760	765	648	1375	643
2018	1500	770	770	770	1300	640
2017	1500	770	770	770	1300	640
2016	1200	770	770	770	1300	640



### STRUCTURE DESCRIPTIONS

<p><b>Bridge 2:</b> Slab - 1948 Structure No. 300138000211251 Length: 22' Width: 24.0' Under Clearance: 11.0' Facility Carried: VT 140 Structure Type: CONCRETE SLAB Features Intersected: ROARING BROOK Surface: Bituminous Maintenance: State</p>
<p><b>Bridge 3:</b> Slab - 1927 Structure No. 300138000311251 Length: 21' Width: 20.0' Under Clearance: 4.0' Facility Carried: VT 140 Structure Type: CONCRETE SLAB Features Intersected: ROARING BROOK Surface: Bituminous Maintenance: State</p>
<p><b>Bridge 4:</b> Slab - 1929 Structure No. 300138000411251 Length: 21' Width: 24.0' Under Clearance: 6.5' Facility Carried: VT 140 Structure Type: CONCRETE SLAB Features Intersected: ROARING BROOK Surface: Bituminous Maintenance: State</p>
<p><b>Bridge 5:</b> Frame - 1918 Structure No. 300138000511251 Length: 11' Width: 24.0' Under Clearance: 3.0' Facility Carried: VT 140 Structure Type: CONCRETE FRAME Features Intersected: BROOK Surface: Bituminous Maintenance: State</p>
<p><b>Bridge 7:</b> Culvert - 1992 Structure No. 300138000711251 Length: 7' Under Clearance: 4.42' Facility Carried: VT 140 Structure Type: CAMPPA Features Intersected: ROARING BROOK Maintenance: State</p>
<p><b>Bridge 8:</b> Culvert - 1992 Structure No. 300138000811251 Length: 8' Under Clearance: 5.25' Facility Carried: VT 140 Structure Type: CAMPPA Features Intersected: BROOK Maintenance: State</p>
<p><b>Bridge 9:</b> Culvert - 1992 Structure No. 300138000911251 Length: 8' Under Clearance: 5.33' Facility Carried: VT 140 Structure Type: CAMPPA Features Intersected: BROOK Maintenance: State</p>
<p><b>Bridge 10:</b> Stringer/multi-beam or girder - 1986 Structure No. 200138001011252 Length: 118' Width: 32.7' Facility Carried: VT 00140 ML Structure Type: 2 SP CONT ROLLED BM Features Intersected: MILL RIVER Surface: Bituminous Maintenance/Ownership: State</p>
<p><b>Bridge 11:</b> Tee Beam - 1928 Structure No. 200138001111252 Length: 41' Width: 33.0' Facility Carried: VT 00140 ML Structure Type: T-BEAM WIDE W SLAB Features Intersected: BROOK Surface: Bituminous Maintenance/Ownership: State</p>

<p><b>Historic Projects</b></p> <ul style="list-style-type: none"> <li>Unknown</li> <li>Retreatment</li> <li>Resurface</li> <li>Bituminous Mix</li> <li>Skinny Mix</li> <li>Bituminous Seal</li> </ul>	<p><b>Functional Class</b></p> <ul style="list-style-type: none"> <li>1 - Interstate System</li> <li>2 - Other Freeways and Expressways</li> <li>3 - Principal Arterial</li> <li>4 - Minor Arterial</li> <li>5 - Major Collector</li> <li>6 - Minor Collector</li> </ul>	<p><b>Curves</b></p> <ul style="list-style-type: none"> <li>Left (clockwise)</li> <li>Right (counter-clockwise)</li> </ul>	<p><b>Grades</b></p> <ul style="list-style-type: none"> <li>grade up</li> <li>grade down</li> </ul>	<p><b>Traffic Counters</b></p> <ul style="list-style-type: none"> <li>Continuous (CTC)</li> <li>Weigh-In-Motion (WIM)</li> <li>Short-Term, Scheduled</li> <li>Short-Term, Unscheduled</li> </ul>	<p><b>Crash Locations</b></p> <p>Legend</p> <p>High Crash Locations (HCL's)</p> <p>Sections (&amp; Intersections)</p> <ul style="list-style-type: none"> <li>1 - 100 (1 - 10)</li> <li>101 - 200 (11 - 20)</li> <li>201 - 300 (21 - 30)</li> <li>301 - 400 (31 - 40)</li> <li>401 - 800 (41 - 113)</li> </ul>	<p><b>Mileage by Functional Class By Sheet</b></p> <p>0138 5 - Major collector 6.343</p>	<p><b>Mileage by Town By Sheet</b></p> <p>WALLINGFORD - V140-1125 6.343 of 6.343</p>	<p><b>DISTRICT</b></p> <p>3</p>	<p><b>TOWN</b></p> <p>WALLINGFORD</p>	<p><b>Date:</b> 11/18/21</p>	<p><b>ROUTE</b></p> <p>VT-140</p> <p>ETE mileage: 0.0 to 6.343</p>
--	--	--	---	--	---	--	--	---------------------------------	---------------------------------------	------------------------------	--