

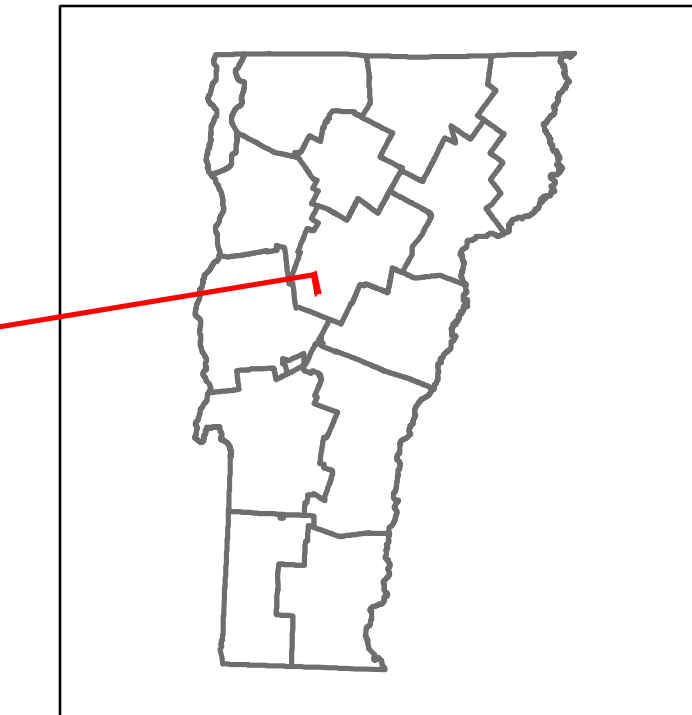


# Route Log and Progress Chart

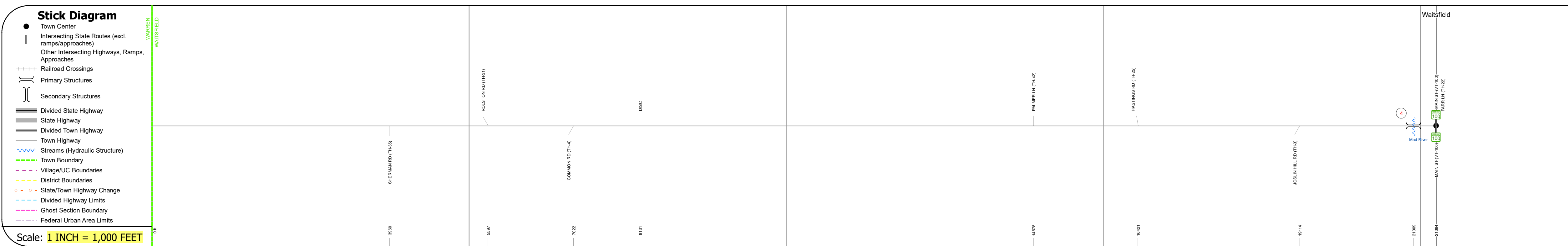
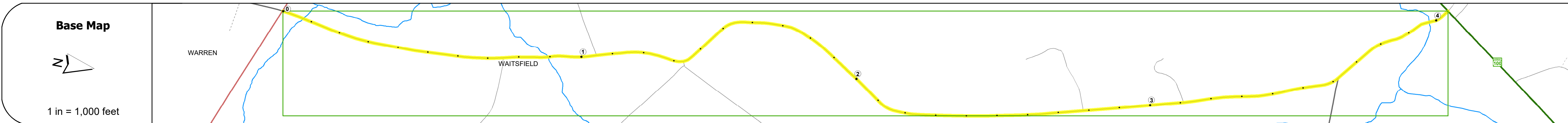
**DRAFT**

Please Note: Errors and Omissions May Exist.  
Contact the VTrans Mapping Section with questions or concerns.

DISTRICT	TOWN	ROUTE
6	WAITSFIELD	Min-0680



Min-0680



STRUCTURE DESCRIPTIONS	
Bridge 4:	Arch - thru - 1833
	Structure No: 101216000412161
	Length: 111'
	Height: 9.92'
	Width: 14.7'
	Weight Limit: 3
	Facility Carried: C2001
	Structure Type: MULTI KG PST/ARCH CB
	Features Intersected: MAD RIVER
	1
	Covered: 1
	Surface: Timber
	Maintenance/Ownership: Town

0	1	2	3	4
<b>Road Widths</b>				
Travellane				
Roadway				
Lane Count				
Base				
Subbase				
<b>Curves</b>				
<b>Grades</b>				
<b>Guardrails</b>				
<b>Rumblestrips</b>				
<b>Historic Projects</b>				
<b>Maintenance Garage</b>				
<b>Speed Zone</b>				
<b>Functional Class</b>				
6				
<b>National Highway System</b>				
<b>Limited Access Highway</b>				
<b>Customer Service Level</b>				
<b>Traffic Counters</b>				
2020				
2019				
2018				
2017				
2016				
<b>Crash Locations</b>				
(Incomplete) 2021				
2020				
2019				
2018				
2017				

<b>Historic Projects</b> Unknown, Bituminous Concrete, Retreatment, Resurface, Bituminous Mix, Skiny Mix, Concrete, Gravel, Plant Mix, Reclaimed Base and Bituminous Concrete	<b>Functional Class</b> 1 - Interstate System, 2 - Other Freeways and Expressways, 3 - Principal Arterial, 4 - Minor Arterial, 5 - Major Collector, 6 - Minor Collector	<b>Curves</b> Left (degrees), Right (degrees), Grades (degrees)	<b>Grades</b> Left (degrees), Right (degrees), grade up, grade down	<b>Traffic Counters</b> Continuous (CTC), Weigh-In-Motion (WIM), Short-Term, Scheduled, Short-Term, Unscheduled	<b>Crash Locations</b> High Crash Locations (HCL's)	<b>Mileage by Functional Class By Sheet</b> 0680 6 - minor collector 4.050	<b>Mileage by Town By Sheet</b> WAITSFIELD - S06801216 4.05 of 4.05	<b>DISTRICT</b> 6	<b>TOWN</b> WAITSFIELD	<b>Date:</b> 11/19/21	<b>ROUTE</b> Min-0680
<b>Speed Zones</b> 25, 30, 35, 40, 45, 50, 55, 60, 65						<b>Page Total Mileage: 4.050 mi</b>		<b>Page Total Mileage: 4.05 mi</b>		<b>1 of 1</b> TWN mileage: 0.0 to 4.05	ETE mileage: 2.17 to 6.22