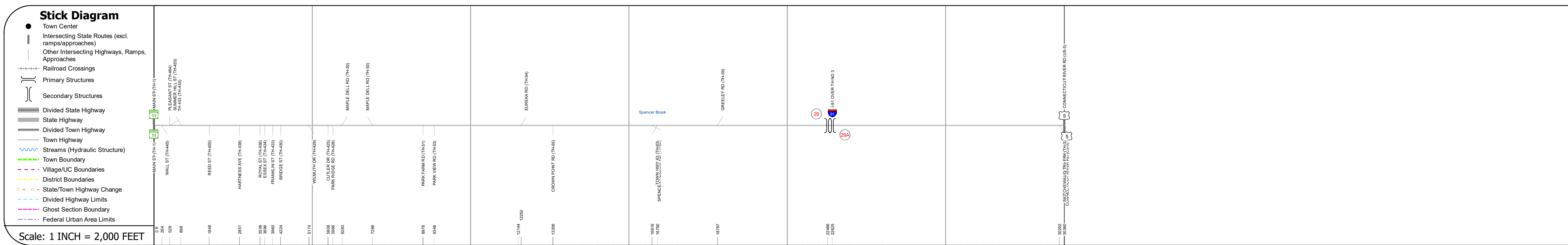
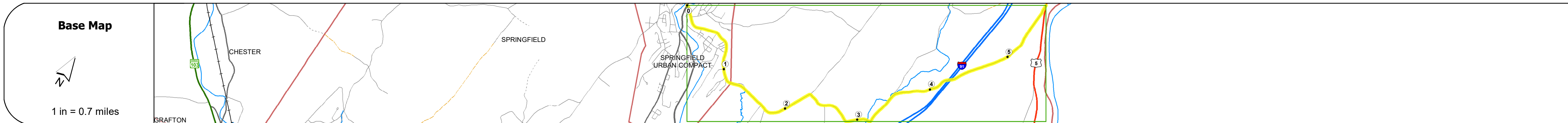
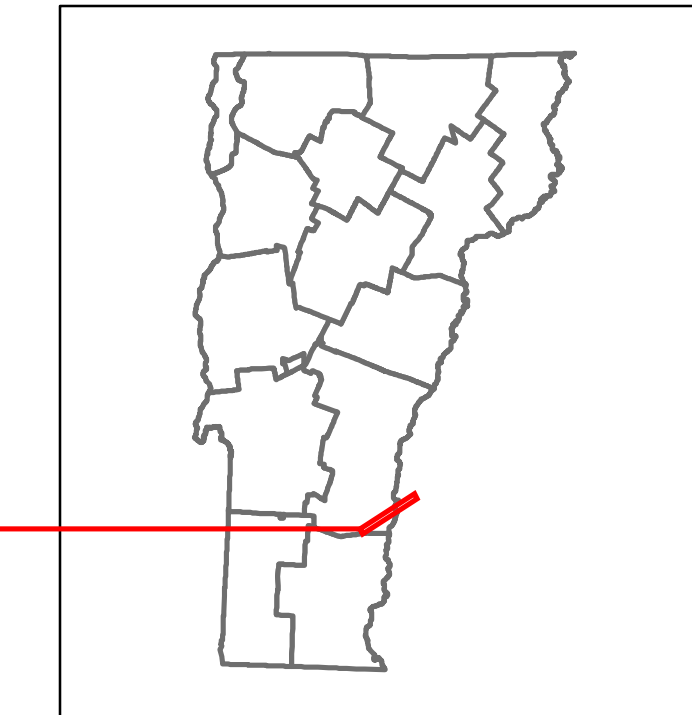


DISTRICT	TOWN	ROUTE
2	SPRINGFIELD	Maj-0136



STRUCTURE DESCRIPTIONS

Bridge 29:
Stringer/multi-beam or girder - 1965
Structure No. 200091029S14182
Length: 123'
Facility Carried: 191 ML
Structure Type: 3 SP CONT ROLLED BM
Features Intersected: 191 OVER TH NO 3

Bridge 29A:
Stringer/multi-beam or girder - 1965
Structure No. 200091029N14182
Length: 123'
Facility Carried: 191 ML
Structure Type: 3 SP CONT ROLLED BM
Features Intersected: 191 OVER TH NO 3

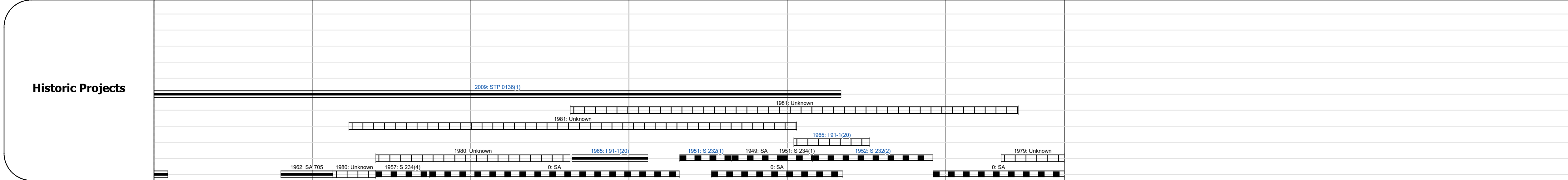
Road Widths	Travellane: 20, 20, 22, 22, 24, 24, 26
Roadway Lane Count	2, 2, 2, 2, 2, 2, 2
Base	18" Gravel
Subbase	

Curves	10
---------------	----

Grades	
---------------	--

Guardrails	
-------------------	--

Rumblestrips	
---------------------	--



Maintenance Garage	
---------------------------	--

Speed Zone	
-------------------	--

Functional Class	5
-------------------------	---

National Highway System	
--------------------------------	--

Limited Access Highway	
-------------------------------	--

Customer Service Level	
-------------------------------	--

Traffic Counters	Y411, Y389
-------------------------	------------

AADT	2020: 2805, 1420, 996, 497 2019: 5312, 1677, 1176, 587 2018: 3400, 1700, 1200, 1700, 1200, 580 2017: 3400, 1700, 1200, 1700, 1200, 500 2016: 3300, 1733, 1200, 1667, 1167, 567
-------------	--

Crash Locations	(Incomplete) 2021, 2020, 2019, 2018, 2017
------------------------	---

Historic Projects <ul style="list-style-type: none"> Unknown Retreatment Resurface Bituminous Mix Skippy Mix Bituminous Seal 	Functional Class <ul style="list-style-type: none"> 1 - Interstate System 2 - Other Freeways and Expressways 3 - Principal Arterial 4 - Minor Arterial 5 - Major Collector 6 - Minor Collector 	Curves <ul style="list-style-type: none"> Left Right 	Grades <ul style="list-style-type: none"> grade up grade down 	Traffic Counters <ul style="list-style-type: none"> Continuous (CTC) Weight-In-Motion (WIM) Short-Term, Scheduled Short-Term, Unscheduled 	Crash Locations <ul style="list-style-type: none"> High Crash Locations (HCL's) 1 - 100 (1 - 10) 101 - 200 (11 - 20) 201 - 300 (21 - 30) 301 - 400 (31 - 40) 401 - 800 (41 - 113) 	Mileage by Functional Class By Sheet 0136 5 - Major Collector 5.750	Mileage by Town By Sheet SPRINGFIELD - S01361418 5.75 of 5.75	DISTRICT 2	TOWN SPRINGFIELD	Date: 11/16/21	ROUTE Maj-0136 ETE mileage: 0.0 to 5.75
--	--	--	---	---	---	---	---	----------------------	----------------------------	-----------------------	--

Page Total Mileage: 5.75 mi