

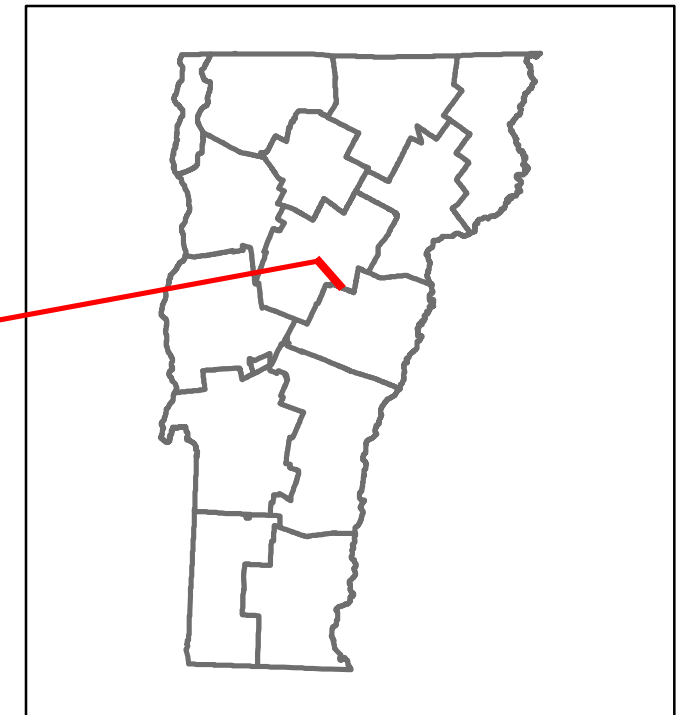


# Route Log and Progress Chart


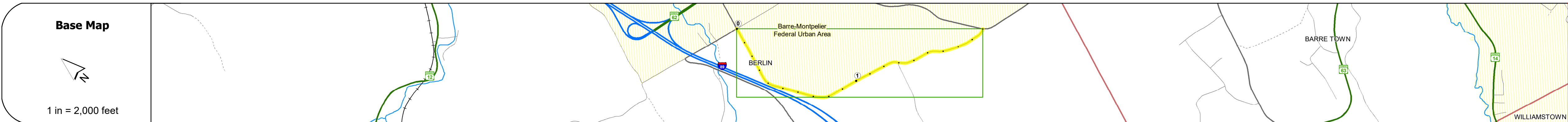
**DRAFT**

Please Note: Errors and Omissions May Exist.  
Contact the VTrans Mapping Section with questions or concerns.

DISTRICT	TOWN	ROUTE
7	BERLIN	Min-6208



Min-6208



## STRUCTURE DESCRIPTIONS


<b>Road Widths</b>	Travellane	22
	Roadway	22
	Lane Count	2
	Base	
	Subbase	6" Crushed Stone

<b>Curves</b>	
---------------	--

<b>Grades</b>	
---------------	--

<b>Guardrails</b>	
-------------------	--

<b>Rumblestrips</b>	
---------------------	--



<b>Maintenance Garage</b>	
---------------------------	--

<b>Speed Zone</b>	
-------------------	--

<b>Functional Class</b>	5
-------------------------	---

<b>National Highway System</b>	
--------------------------------	--

<b>Limited Access Highway</b>	
-------------------------------	--

<b>Customer Service Level</b>	
-------------------------------	--

<b>Traffic Counters</b>	W337
-------------------------	------

<b>AADT</b>	2018	1600	1300
	2017	1600	1300
	2016	1600	1300
	2015	1500	1200
	2014	1300	1200

<b>Crash Locations</b>	2018	
	2017	
	2016	
	2015	
	2014	

<b>Historic Projects</b> Unknown, Bituminous Concrete, Retreatment, Resurface, Bituminous Mix, Skiny Mix, Bituminous Seal, Surface Treated Gravel, Plant Mix, Reclaimed Base and Bituminous Concrete	<b>Functional Class</b> 1 - Interstate System, 2 - Other Freeways and Expressways, 3 - Principal Arterial, 4 - Minor Arterial, 5 - Major Collector, 6 - Minor Collector	<b>Curves</b> Left (degree), Right (degree), Grades (percent) grade up, (percent) grade down	<b>Traffic Counters</b> Continuous (CTC), Weigh-In-Motion (WIM), Short-Term, Scheduled (counter ID), Short-Term, Unscheduled	<b>Crash Locations</b> Fatal, Injury, Property Damage Only, Unknown Crash Type, High Crash Locations (HCL's)	<b>Mileage by Functional Class By Sheet</b> 6208 5 - Major Collector 1.900	<b>Mileage by Town By Sheet</b> BERLIN - S62081203 1.9 of 1.9	<b>DISTRICT</b> 7	<b>TOWN</b> BERLIN	Date: 12/04/19	<b>ROUTE</b> Min-6208
					Page Total Mileage: 1.900 mi	Page Total Mileage: 1.9 mi	<b>Crash Locations</b> 1 - 100 (1 - 10), 101 - 200 (11 - 20), 201 - 300 (21 - 30), 301 - 400 (31 - 40), 401 - 800 (41 - 113)	<b>Crash Locations</b> 1 of 1 TWN mileage: 0.0 to 1.9 ETE mileage: 0.0 to 1.9		