

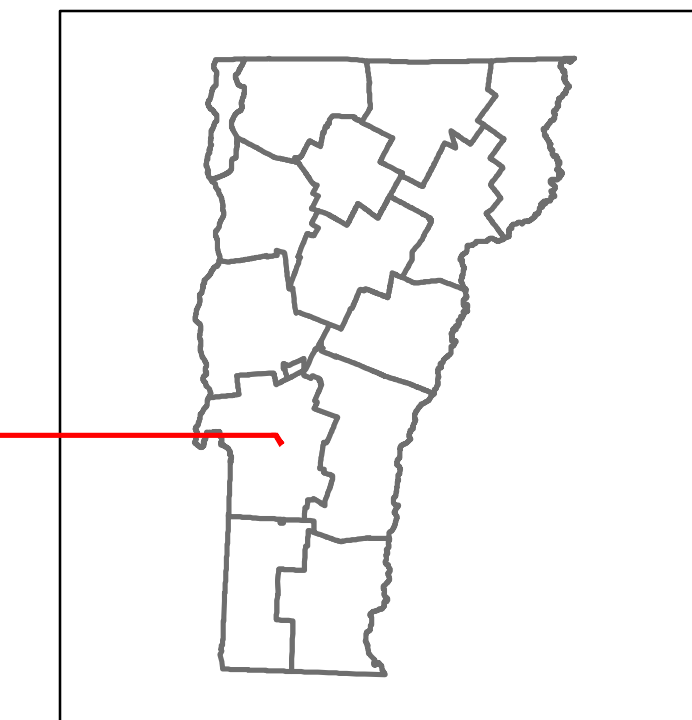


# Route Log and Progress Chart


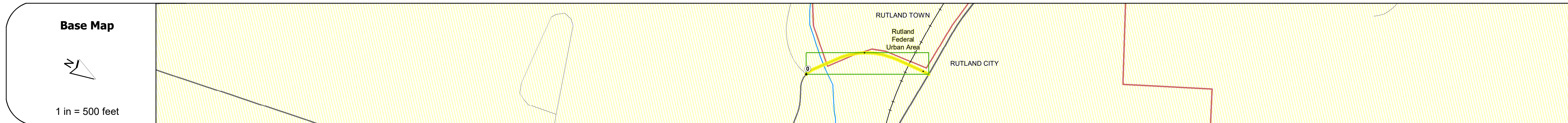
**DRAFT**

Please Note: Errors and Omissions May Exist.  
Contact the VTrans Mapping Section with questions or concerns.

DISTRICT	TOWN	ROUTE
3	RUTLAND CITY	Urb-3050



**Urb-3050**



STRUCTURE DESCRIPTIONS	
Bridge 17:	Truss - thru - 2016
	Structure No: 203050001711192
	Length: 209'
	Width: 28.0'
	Facility Carried: CITY RIPLEY
	Structure Type: STEEL PONY TRUSS
	Features Intersected: OTTER CREEK
	Surface: Concrete
	Maintenance/Ownership: City/Municipal

Road Widths	Travellane	Roadway	Lane Count	Base	Subbase
	22	24	2		

Curves	36	9.5	7

Grades

Guardrails

Rumblestrips

Historic Projects

Maintenance Garage

Speed Zone

Functional Class
5

National Highway System

Limited Access Highway

Customer Service Level

Traffic Counters
R2T3

AADT	2018	2017	2016	2015	2014
	1600	1600	1600	1600	1600

Crash Locations	2018	2017	2016	2015	2014

<b>Historic Projects</b> Unknown, Retreatment, Resurface, Bituminous Mix, Skiny Mix, Bituminous Seal, Bituminous Concrete, Cold Plane and Bituminous Concrete, Reclaimed Base and Bituminous Concrete, Surface Treated Gravel, Plant Mix, Concrete	<b>Functional Class</b> 1 - Interstate System, 2 - Other Freeways and Expressways, 3 - Principal Arterial, 4 - Minor Arterial, 5 - Major Collector, 6 - Minor Collector	<b>Curves</b> Left (degrees), Right (degrees), Grades (percent) grade up, Grades (percent) grade down	<b>Traffic Counters</b> Continuous (CTC), Weigh-In-Motion (WIM), Short-Term, Scheduled, Short-Term, Unscheduled (counter ID)	<b>Crash Locations</b> Fatal, Injury, Property Damage Only, Unknown Crash Type, High Crash Locations (HCL's) Sections (& Intersections)	<b>Mileage by Functional Class By Sheet</b> 3050 5 - Major Collector 0.210	<b>Mileage by Town By Sheet</b> RUTLAND CITY - S30501119 0.21 of 0.21	<b>DISTRICT</b> 3	<b>TOWN</b> RUTLAND CITY	<b>Date:</b> 12/05/19	<b>ROUTE</b> Urb-3050
<b>Speed Zones</b> 15, 20, 25, 30, 35, 40, 45, 50, 55, 60, 65						<b>Page Total Mileage:</b> 0.21 mi	<b>Page Total Mileage:</b> 0.21 mi	<b>1 of 1</b> TWN mileage: 0.0 to 0.21	ETE mileage: 0.0 to 0.21	