

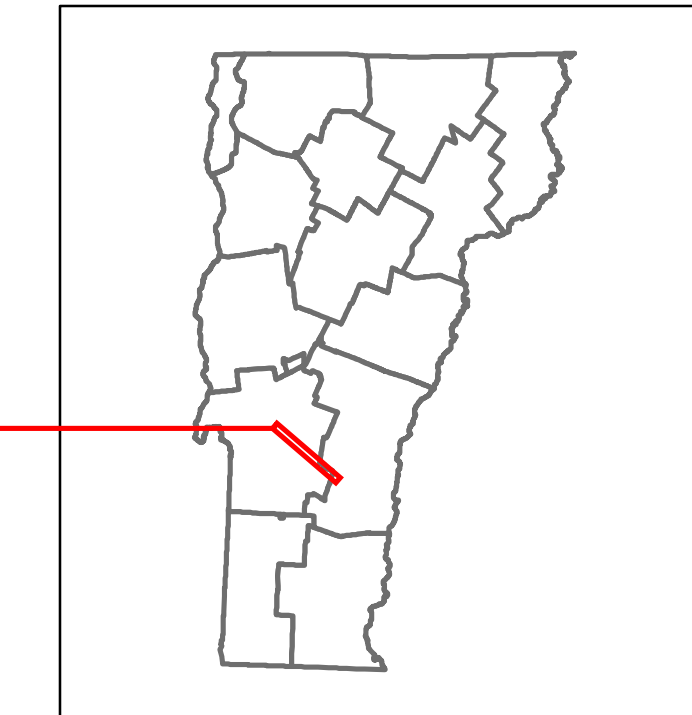


Route Log and Progress Chart

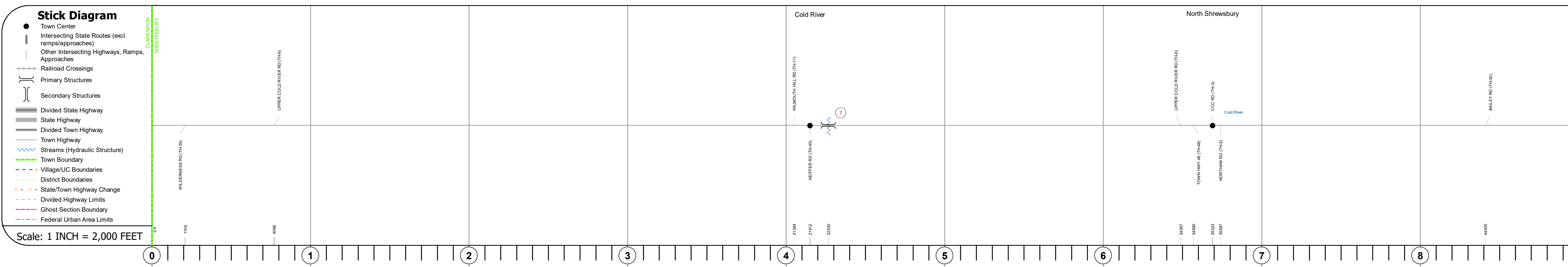
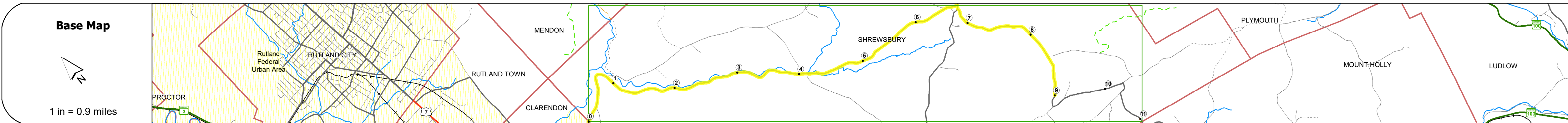
DRAFT

Please Note: Errors and Omissions May Exist.
Contact the VTrans Mapping Section with questions or concerns.

DISTRICT	TOWN	ROUTE
3	SHREWSBURY	Min-0582



Min-0582



STRUCTURE DESCRIPTIONS	
Bridge 7:	Tee Beam - 1936 Structure No: 101122000711221 Length: 33' Width: 26.9' Facility Carried: C2001 Structure Type: CONCRETE T-BEAM Features Intersected: COLD RIVER Surface: Bituminous Maintenance/Ownership: Town

	0	1	2	3	4	5	6	7	8	9
Road Widths										
Travellane										
Roadway										
Lane Count										
Base										
Subbase										
Curves										
Grades										
Guardrails										
Rumblestrips										
Historic Projects										
Maintenance Garage										
Speed Zone										
Functional Class						6				
National Highway System										
Limited Access Highway										
Customer Service Level										
Traffic Counters										
AAADT										
2018										
2017										
2016										
2015										
2014										
Crash Locations										
2018										
2017										
2016										
2015										
2014										

Historic Projects Unknown, Bituminous Concrete, Retreatment, Resurface, Bituminous Mix, Skiny Mix, Bituminous Seal, Surface Treated Gravel, Plant Mix, Reclaimed Base and Bituminous Concrete	Functional Class 1- Interstate System, 2- Other Freeways and Expressways, 3- Principal Arterial, 4- Minor Arterial, 5- Major Collector, 6- Minor Collector	Curves Left, Right, Grades (degrees), Left, Right, grade up, grade down	Grades Left, Right, grade up, grade down	Traffic Counters Continuous (CTC), Weigh-In-Motion (WIM), Short-Term, Scheduled, Short-Term, Unscheduled	Crash Locations Fatal, Injury, Property Damage Only, Unknown Crash Type, High Crash Locations (HCL's)	Mileage by Functional Class By Sheet 0582 6 - minor collector 9.000	Mileage by Town By Sheet SHREWSBURY - S05821122 9.0 of 11.05	DISTRICT 3	TOWN SHREWSBURY	Date: 12/02/19	ROUTE Min-0582 ETE mileage: 1.84 to 10.84
						Speed Zones 15, 30, 35, 40, 45, 50, 55, 60, 65	Road Widths (ft)				