

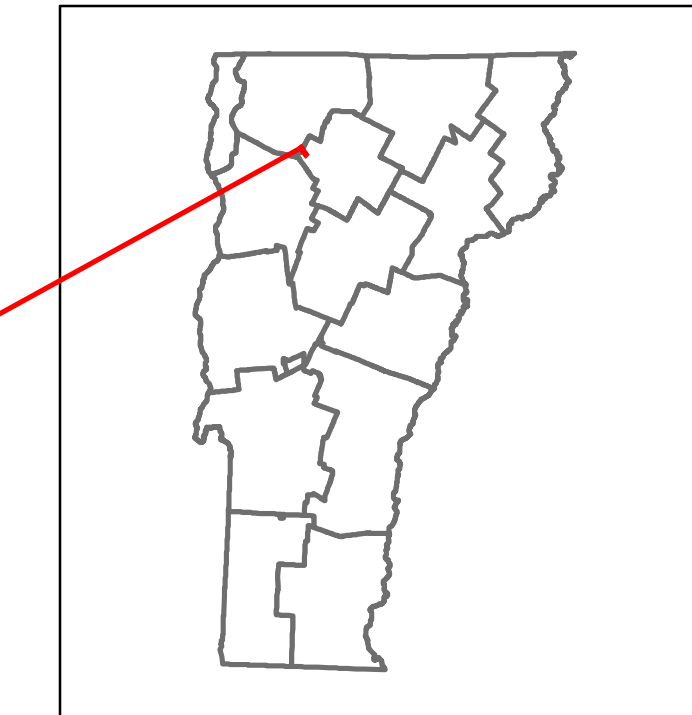


Route Log and Progress Chart


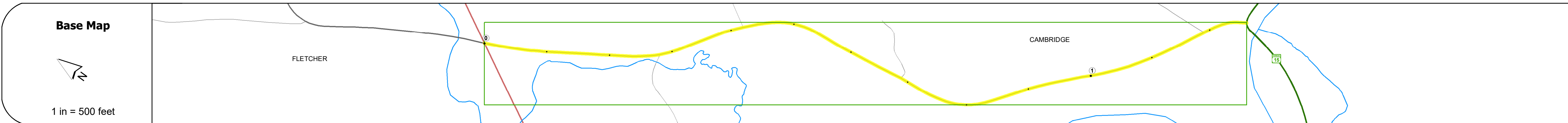
DRAFT

Please Note: Errors and Omissions May Exist.
Contact the VTrans Mapping Section with questions or concerns.

DISTRICT	TOWN	ROUTE
8	CAMBRIDGE	Maj-0280



Maj-0280



STRUCTURE DESCRIPTIONS

Road Widths	Travellane: 20 Roadway: 20 Lane Count: 2 Base Subbase
-------------	---

Curves	16.4
--------	------

Grades	
--------	--

Guardrails	
------------	--

Rumblestrips	
--------------	--

Historic Projects	
-------------------	--

Maintenance Garage	
--------------------	--

Speed Zone	
------------	--

Functional Class	5
------------------	---

National Highway System	
-------------------------	--

Limited Access Highway	
------------------------	--

Customer Service Level	
------------------------	--

Traffic Counters	L309, L317
------------------	------------

AADT	2018: 900, 1300 2017: 910, 1300 2016: 863, 1300 2015: 817, 1300 2014: 770, 1300
------	---

Crash Locations	2018, 2017, 2016, 2015, 2014
-----------------	------------------------------

Historic Projects Unknown, Bituminous Concrete, Retreatment, Resurface, Bituminous Mix, Skiny Mix, Bituminous Seal, Concrete, Gravel, Plant Mix, Reclaimed Base and Bituminous Concrete	Functional Class 1- Interstate System, 2- Other Freeways and Expressways, 3- Principal Arterial, 4- Minor Arterial, 5- Major Collector, 6- Minor Collector	Curves Left, Right, Grades (degrees), Left, Right, grade up, grade down	Traffic Counters Continuous (CTC), Weigh-In-Motion (WIM), Short-Term, Scheduled, Short-Term, Unscheduled (counter ID)	Crash Locations Fatal, Injury, Property Damage Only, Unknown Crash Type, High Crash Locations (HCL's)	Mileage by Functional Class By Sheet 0280 5 - Major Collector 1.260	Mileage by Town By Sheet CAMBRIDGE - S02800802 1.26 of 1.26	DISTRICT 8	TOWN CAMBRIDGE	Date: 12/05/19	ROUTE Maj-0280 ETE mileage: 8.54 to 9.8
Page Total Mileage: 1.260 mi						Page Total Mileage: 1.26 mi				

For More Information Contact - Vermont Agency of Transportation, Policy, Planning and Intermodal Development Division - Mapping Section, 1 National Life Drive, Montpelier, VT 05633-5001 Telephone: 802-828-2600.