

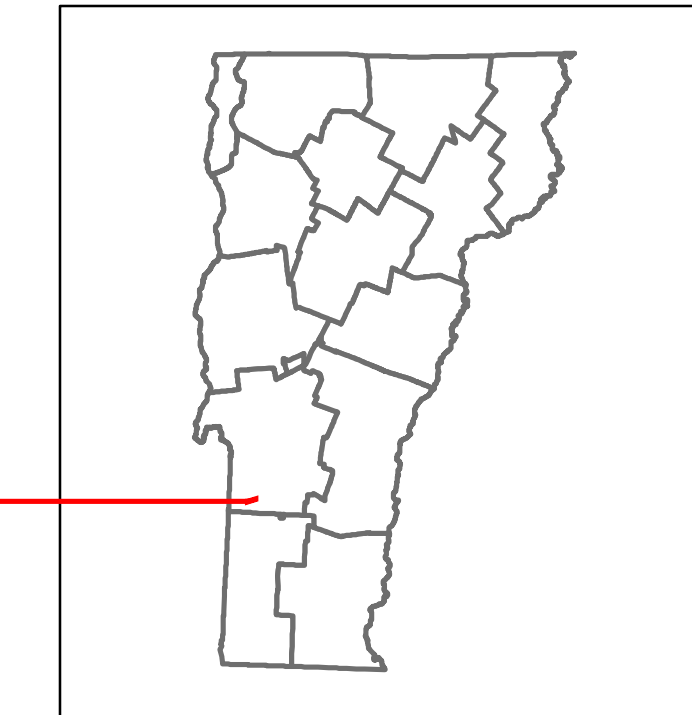


Route Log and Progress Chart

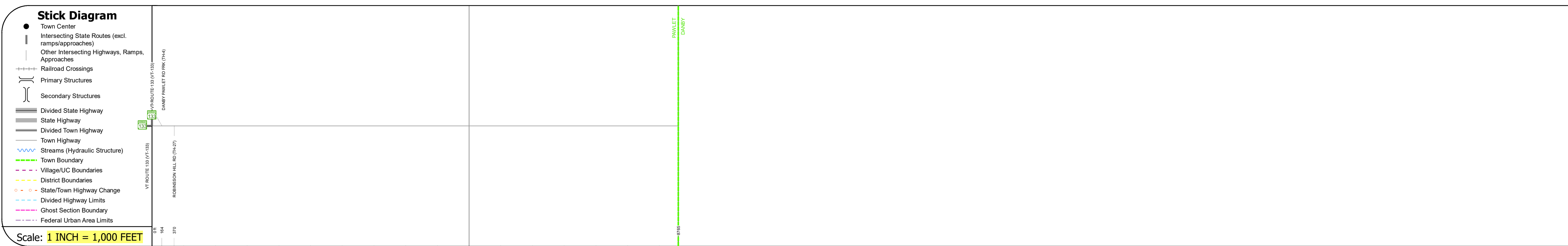
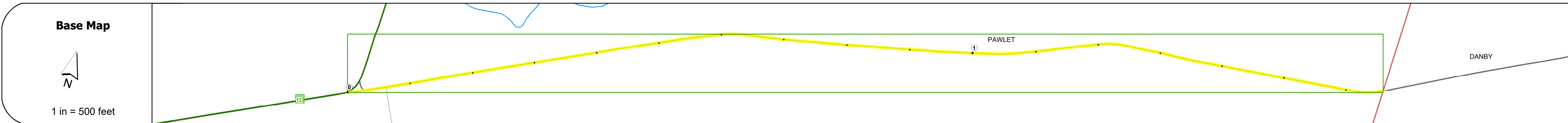
DRAFT

Please Note: Errors and Omissions May Exist.
Contact the VTrans Mapping Section with questions or concerns.

DISTRICT	TOWN	ROUTE
1	PAWLET	Maj-0130



Maj-0130



STRUCTURE DESCRIPTIONS

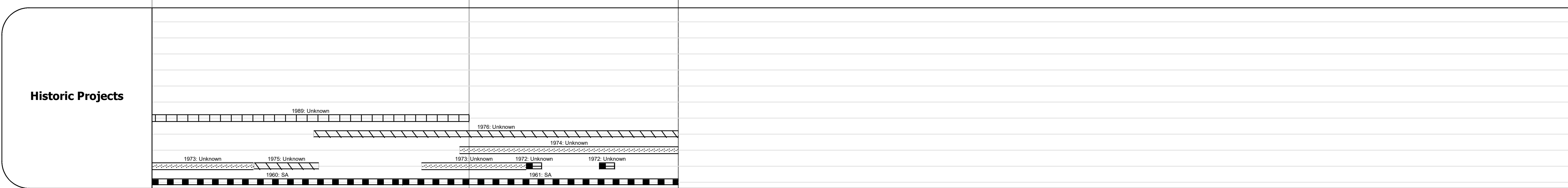
Road Widths	Travellane	22
	Roadway	22
	Lane Count	2
	Base	15" - 18" Gravel
	Subbase	

Curves	
---------------	--

Grades	
---------------	--

Guardrails	
-------------------	--

Rumblestrips	
---------------------	--



Maintenance Garage	
---------------------------	--

Speed Zone	
-------------------	--

Functional Class	5
-------------------------	---

National Highway System	
--------------------------------	--

Limited Access Highway	
-------------------------------	--

Customer Service Level	
-------------------------------	--

Traffic Counters	
-------------------------	--

AAADT	2018	670
	2017	680
	2016	703
	2015	727
	2014	750

Crash Locations	2018	
	2017	
	2016	
	2015	
	2014	

Historic Projects Unknown, Retreatment, Resurface, Bituminous Mix, Skiny Mix, Bituminous Seal, Concrete, Gravel, Plant Mix, Reclaimed Base and Bituminous Concrete, Surface Treated, Gravel.	Functional Class 1 - Interstate System, 2 - Other Freeways and Expressways, 3 - Principal Arterial, 4 - Minor Arterial, 5 - Major Collector, 6 - Minor Collector.	Curves Left (degrees), Right (degrees), Grades (percent) grade up, (percent) grade down.	Traffic Counters Continuous (CTC), Weigh-In-Motion (WIM), Short-Term, Scheduled, Short-Term, Unscheduled.	Crash Locations Fatal, Injury, Property Damage Only, Unknown Crash Type.	Mileage by Functional Class By Sheet 0130 5 - Major Collector 1.660	Mileage by Town By Sheet PAWLET - S01301114 1.66 of 1.66	DISTRICT 1	TOWN PAWLET	Date: 12/04/19	ROUTE Maj-0130
					Page Total Mileage: 1.660 mi	Page Total Mileage: 1.66 mi	1 of 1 TWN mileage: 0.0 to 1.66	ETE mileage: 0.0 to 1.66		

For More Information Contact - Vermont Agency of Transportation, Policy, Planning and Intermodal Development Division - Mapping Section, 1 National Life Drive, Montpelier, VT 05633-5001 Telephone: 802-828-2600.