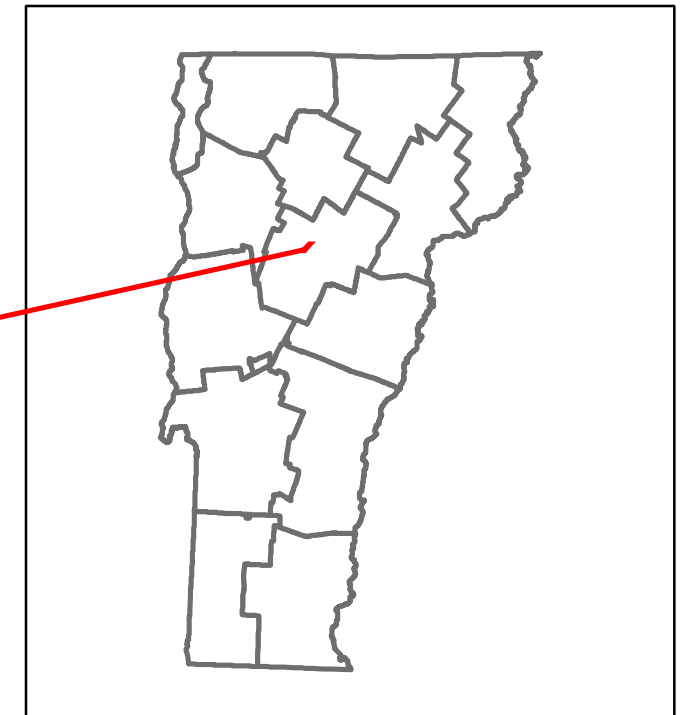
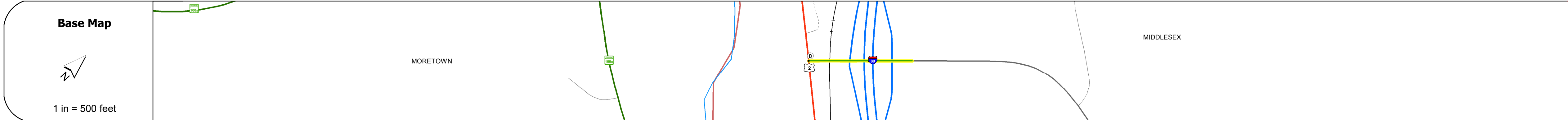


| | | |
|----------|-----------|----------|
| DISTRICT | TOWN | ROUTE |
| 5 | MIDDLESEX | NSH-9360 |



NSH-9360 Middlesex State Highway



| | |
|--------|--|
| Curves | |
|--------|--|

| | |
|--------|--|
| Grades | |
|--------|--|

| | |
|------------|--|
| Guardrails | |
|------------|--|

| | |
|--------------|--|
| Rumblestrips | |
|--------------|--|

| | |
|-------------------|--|
| Historic Projects | <ul style="list-style-type: none"> 1995: STP 0458/115 1984: RS 1284(1) 1965: 189-241 C1 |
|-------------------|--|

| | |
|--------------------|--|
| Maintenance Garage | |
|--------------------|--|

| | |
|------------|--|
| Speed Zone | |
|------------|--|


| | |
|------------------|---|
| Functional Class | 5 |
|------------------|---|

| | |
|-------------------------|--|
| National Highway System | |
|-------------------------|--|

| | |
|------------------------|--|
| Limited Access Highway | |
|------------------------|--|

| | |
|------------------------|-----------------|
| Customer Service Level | Local Connector |
|------------------------|-----------------|

| | |
|------------------|--|
| Traffic Counters | |
|------------------|--|



| | |
|-----------------|--|
| Crash Locations | |
|-----------------|--|

| | | | | | | | |
|--|--|--|---|---|---|---|---|
| Historic Projects <ul style="list-style-type: none"> Unknown Retreatment Resurface Bituminous Mix Skinny Mix Bituminous Seal | Functional Class <ul style="list-style-type: none"> 1 - Interstate System 2 - Other Freeways and Expressways 3 - Principal Arterial 4 - Minor Arterial 5 - Major Collector 6 - Minor Collector | Curves <ul style="list-style-type: none"> Left (degrees) Right (degrees) | Grades <ul style="list-style-type: none"> grade up (percent) grade down (percent) | Traffic Counters <ul style="list-style-type: none"> Continuous (CTC) Weight-In-Motion (WIM) Short-Term, Scheduled Short-Term, Unscheduled | Crash Locations <ul style="list-style-type: none"> Fatal Injury Property Damage Only Unknown Crash Type | Mileage by Functional Class By Sheet 1284 5 - Major Collector 0.170 | Mileage by Town By Sheet MIDDLESEX - N93601210 0.17 of 0.17 |
| Speed Zones 15 30 35 40 45 50 55 60 65 | | | | | | Page Total Mileage: 0.170 mi | |

| STRUCTURE DESCRIPTIONS |
|--|
| <p>Bridge 1: Stringer/multi-beam or girder - 1960 Structure No. 201284000112102 Length: 84' Width: 44.0' Under Clearance: 23.56' Facility Carried: VT 00936 SPUR Structure Type: ROLLED BEAM Features Intersected: MDLSX SH OVER NEC RR Surface: Bituminous Maintenance/Ownership: State</p> <p>Bridge 2: Stringer/multi-beam or girder - 1960 Structure No. 200089045512102 Length: 109' Facility Carried: 189 ML Structure Type: STEEL BEAM Features Intersected: 189 OVER MDLSX S.H.</p> <p>Bridge 2A: Stringer/multi-beam or girder - 1960 Structure No. 200089045512102 Length: 109' Facility Carried: 189 ML Structure Type: STEEL BEAM Features Intersected: 189 OVER MDLSX S.H.</p> |