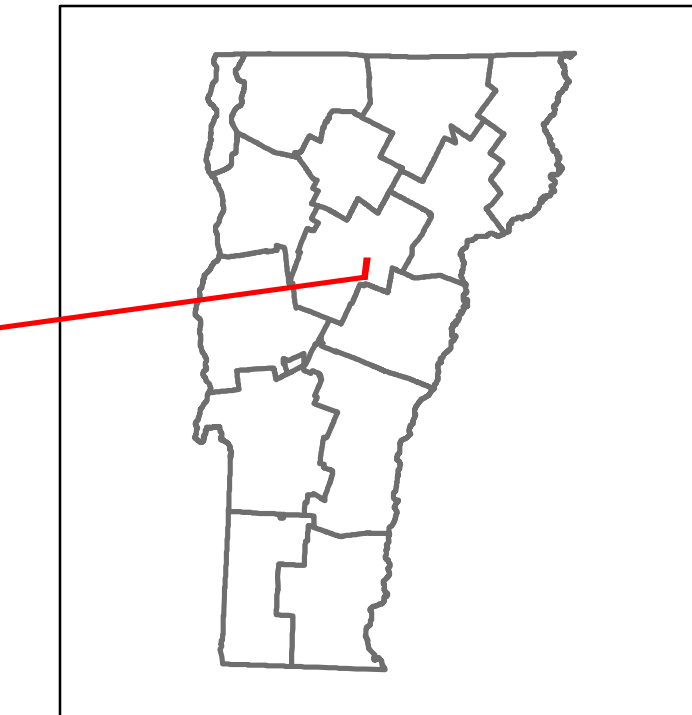

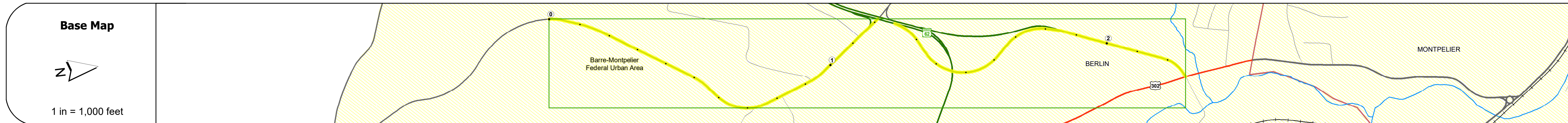


DISTRICT	TOWN	ROUTE
7	BERLIN	NSH-9030



NSH-9030 Berlin State Highway



STRUCTURE DESCRIPTIONS

Bridge 1:
Stringer/multi-beam or girder - 1974
Structure No: 20620000112032
Length: 153'
Width: 27.0'
Under Clearance: 14.5'
Facility Carried: VT 00903 SPUR
Structure Type: WELD PLT CURVED GIRD
Features Intersected: BRLN SH OVER VT 62
Surface: Bituminous
Maintenance/Ownership: State

Travellane	Roadway	Lane Count	Base	Subbase
22	30	2	6" Reclaimed Base	
24	32	2	3" Plant Mix	
30	44	2	2 1/2" Plant Mix	
40	56	2	2 1/2" Plant Mix	
41	57	2	2 1/2" Plant Mix	
16	28	1	Two 2 1/2" Plant Mix	
33	41	3	2 1/2" Plant Mix	
41	52	3	2 1/2" Plant Mix	

Curves	Grades	Guardrails	Rumblestrips
4			

Historic Projects
1993: M 6200(4)S
1991: STP M 6200(3)
2005: STP 23211(S)
1997: STP 8515(1)S
1991: STP M 6200(3)
1997: STP 8515(1)S
1974: F 126-1(B)
1974: US 32(3)3(3) Sec 1 1974: F 126-1(B)
1991: STP M 6200(3)
1974: F 126-1(B)
1971: Unknown
1970: Unknown
1974: F 126-1(B)
1984: HMA 2523
1974: F 126-1(B)
1974: US 6200(3) Sec 2
1964: Unknown
1959: Unknown
1945: SA
1940: SP SA 407

Maintenance Garage	Speed Zone	Functional Class	National Highway System	Limited Access Highway	Customer Service Level	Traffic Counters	AAADT	Crash Locations
	20	4		Partial	Regional Corridor	W338, W430, W441	2018: 3100, 6600, 7800; 2017: 3100, 6600, 7500; 2016: 3000, 6600, 7300; 2015: 3000, 6600, 7000; 2014: 3100, 6400, 7000	

Historic Projects	Functional Class	Curves	Grades	Traffic Counters	Crash Locations	Mileage by Functional Class By Sheet	Mileage by Town By Sheet
						6200 4 - minor Arterial 2.280	BERLIN - N90301203 Ghost Section - (VT-62, MM 1.382 to 1.433) 2.28 of 2.28

Historic Projects	Functional Class	Curves	Grades	Traffic Counters	Crash Locations	Mileage by Functional Class By Sheet	Mileage by Town By Sheet
						Page Total Mileage: 2.280 mi	Page Total Mileage: 2.28 mi

Historic Projects	Functional Class	Curves	Grades	Traffic Counters	Crash Locations	Mileage by Functional Class By Sheet	Mileage by Town By Sheet

Historic Projects	Functional Class	Curves	Grades	Traffic Counters	Crash Locations	Mileage by Functional Class By Sheet	Mileage by Town By Sheet

Historic Projects	Functional Class	Curves	Grades	Traffic Counters	Crash Locations	Mileage by Functional Class By Sheet	Mileage by Town By Sheet

Historic Projects	Functional Class	Curves	Grades	Traffic Counters	Crash Locations	Mileage by Functional Class By Sheet	Mileage by Town By Sheet

Historic Projects	Functional Class	Curves	Grades	Traffic Counters	Crash Locations	Mileage by Functional Class By Sheet	Mileage by Town By Sheet

Historic Projects	Functional Class	Curves	Grades	Traffic Counters	Crash Locations	Mileage by Functional Class By Sheet	Mileage by Town By Sheet

Historic Projects	Functional Class	Curves	Grades	Traffic Counters	Crash Locations	Mileage by Functional Class By Sheet	Mileage by Town By Sheet

Historic Projects	Functional Class	Curves	Grades	Traffic Counters	Crash Locations	Mileage by Functional Class By Sheet	Mileage by Town By Sheet

Historic Projects	Functional Class	Curves	Grades	Traffic Counters	Crash Locations	Mileage by Functional Class By Sheet	Mileage by Town By Sheet

Historic Projects	Functional Class	Curves	Grades	Traffic Counters	Crash Locations	Mileage by Functional Class By Sheet	Mileage by Town By Sheet

Historic Projects	Functional Class	Curves	Grades	Traffic Counters	Crash Locations	Mileage by Functional Class By Sheet	Mileage by Town By Sheet

Historic Projects	Functional Class	Curves	Grades	Traffic Counters	Crash Locations	Mileage by Functional Class By Sheet	Mileage by Town By Sheet

Historic Projects	Functional Class	Curves	Grades	Traffic Counters	Crash Locations	Mileage by Functional Class By Sheet	Mileage by Town By Sheet

Historic Projects	Functional Class	Curves	Grades	Traffic Counters	Crash Locations	Mileage by Functional Class By Sheet	Mileage by Town By Sheet

Historic Projects	Functional Class	Curves	Grades	Traffic Counters	Crash Locations	Mileage by Functional Class By Sheet	Mileage by Town By Sheet

Historic Projects	Functional Class	Curves	Grades	Traffic Counters	Crash Locations	Mileage by Functional Class By Sheet	Mileage by Town By Sheet

Historic Projects	Functional Class	Curves	Grades	Traffic Counters	Crash Locations	Mileage by Functional Class By Sheet	Mileage by Town By Sheet

Historic Projects	Functional Class	Curves	Grades	Traffic Counters	Crash Locations	Mileage by Functional Class By Sheet	Mileage by Town By Sheet