






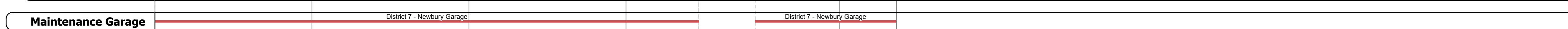


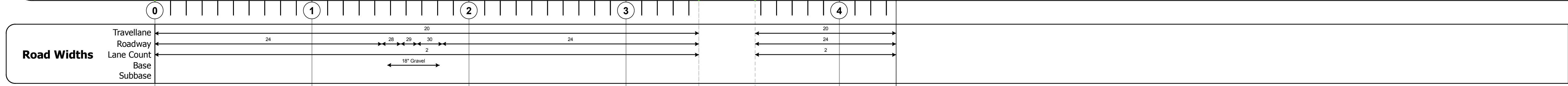
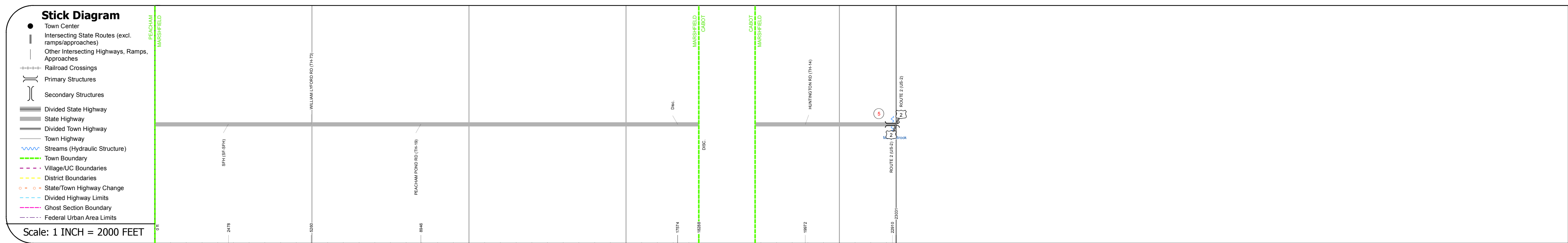
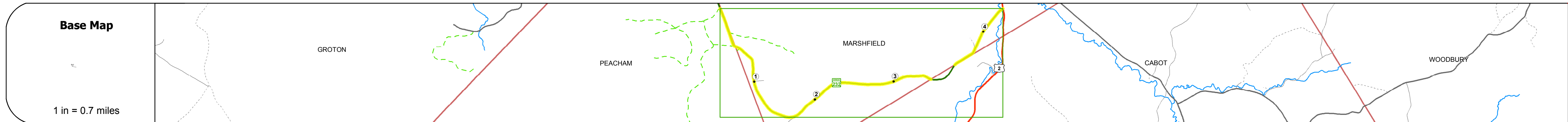
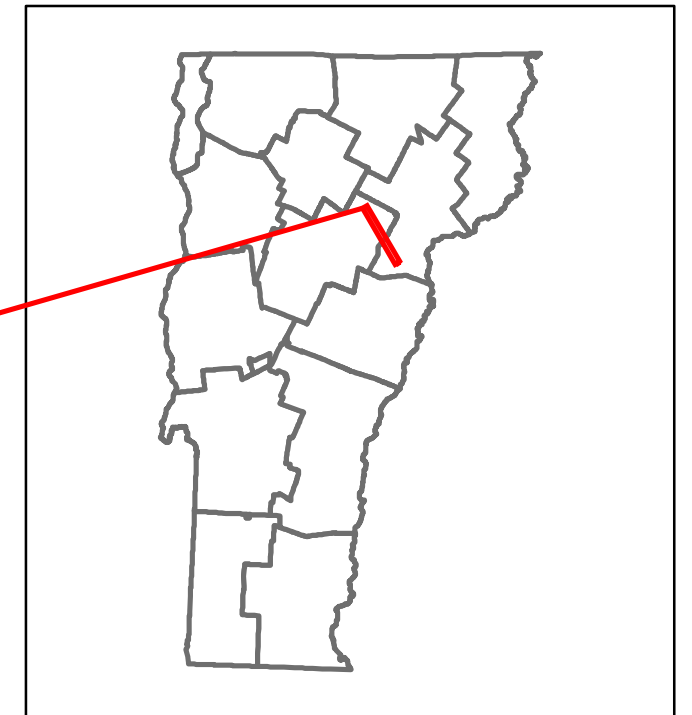


# Route Log and Progress Chart

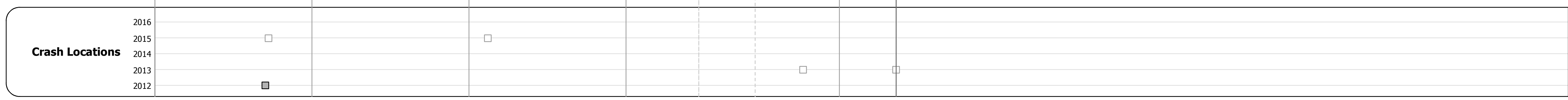
**DRAFT**

Please Note: Errors and Omissions May Exist.  
Contact the VTrans Mapping Section with questions or concerns.

DISTRICT	TOWN	ROUTE
7	MARSHFIELD	VT-232



Year	ADT
2016	440
2015	430
2014	380
2013	330
2012	280



## STRUCTURE DESCRIPTIONS

**Bridge 5:**  
Stringer/multi-beam or girder - 1910  
Structure No: 200217000512092  
Length: 28'  
Width: 23.7'  
Facility Carried: VT 00232 ML  
Bridge Type: ROLLED BEAM  
Features Intersected: MOLLYS BROOK  
Surface: Bituminous  
Maintenance/Ownership: State

<b>Historic Projects</b> <ul style="list-style-type: none"> <li>Unknown</li> <li>Bituminous Concrete</li> <li>Retreatment</li> <li>Resurface</li> <li>Bituminous Mix</li> <li>Skinny Mix</li> <li>Bituminous Seal</li> </ul>	<b>Functional Class</b> <ul style="list-style-type: none"> <li>1 - Interstate System</li> <li>2 - Other Freeways and Expressways</li> <li>3 - Principal Arterial</li> <li>4 - Minor Arterial</li> <li>5 - Major Collector</li> <li>6 - Minor Collector</li> </ul>	<b>Curves</b> <ul style="list-style-type: none"> <li>Left</li> <li>Right</li> </ul>	<b>Road Widths</b> <ul style="list-style-type: none"> <li>Gravel</li> <li>Plant Mix</li> <li>Reclaimed Base and Bituminous Concrete</li> <li>Concrete</li> <li>Gravel</li> </ul>	<b>Crash Locations</b> <ul style="list-style-type: none"> <li>Fatal</li> <li>Injury</li> <li>Property Damage Only</li> <li>Unknown Crash Type</li> </ul>	<b>Mileage by Functional Class By Sheet</b> 0217 5 - Major collector 4.362	<b>Mileage by Town By Sheet</b> MARSHFIELD - V232-1209 4.362 of 4.362	<b>DISTRICT</b> 7	<b>TOWN</b> MARSHFIELD	<b>Date:</b> 10/21/17	<b>ROUTE</b> VT-232
<b>Indicated plans available - http://vtransmap01.aot.state.vt.us/rp/cpr/DWebstore/</b>						<b>Page Total Mileage:</b> 4.362 mi	<b>Page Total Mileage:</b> 4.362 mi	<b>1 of 1</b> <b>TWN mileage:</b> 0.0 to 4.362	<b>ETE mileage:</b> 8.828 to 12.292 <b>12.65 to 13.548</b>	