








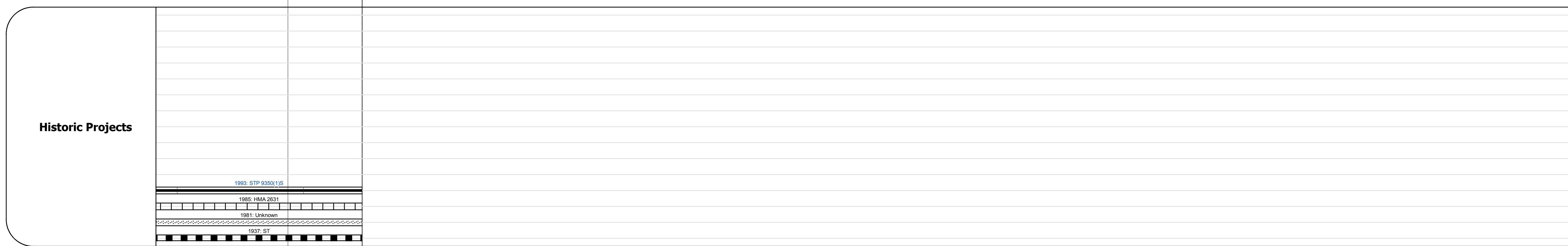



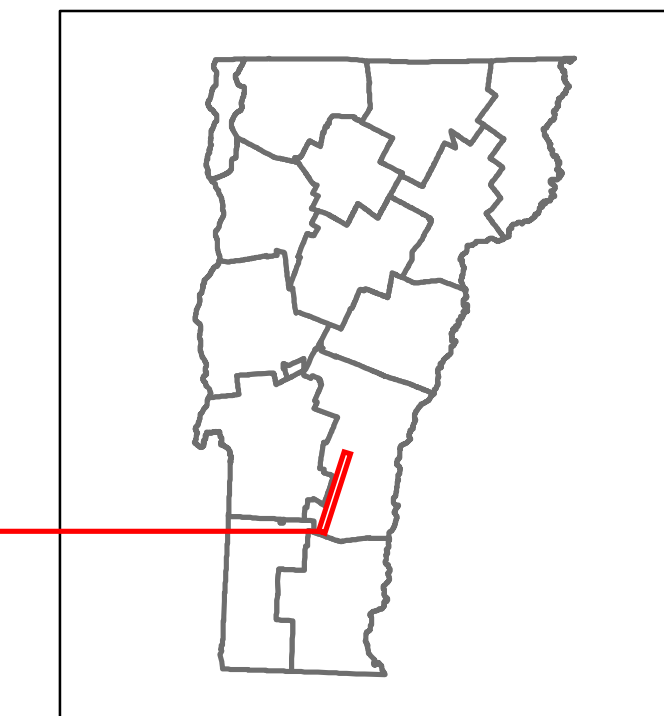


# Route Log and Progress Chart

**DRAFT**

Please Note: Errors and Omissions May Exist.  
Contact the VTrans Mapping Section with questions or concerns.

DISTRICT	TOWN	ROUTE
3	LUDLOW	VT-100



Year	ADT
2016	2200
2015	2200
2014	2300
2013	2500
2012	2600

Year	Crash Locations
2016	1
2015	0
2014	0
2013	1
2012	0

## STRUCTURE DESCRIPTIONS

<p>Culvert 102: Culvert - 1919 Structure No. 300013010214101 Length: 6' Under Clearance: 6.0' Facility Carried: VT100 Bridge Type: ACCGMP Features Intersected: BROOK Maintenance: State</p>
--

<b>Historic Projects</b> <ul style="list-style-type: none"> <li>Unknown</li> <li>Bituminous Concrete</li> <li>Retreatment</li> <li>Resurface</li> <li>Bituminous Mix</li> <li>Skippy Mix</li> <li>Bituminous Seal</li> </ul>	<b>Functional Class</b> <ul style="list-style-type: none"> <li>1 - Interstate System</li> <li>2 - Other Freeways and Expressways</li> <li>3 - Principal Arterial</li> <li>4 - Minor Arterial</li> <li>5 - Major Collector</li> <li>6 - Minor Collector</li> </ul>	<b>Curves</b> <ul style="list-style-type: none"> <li>Left (segres)</li> <li>Right</li> </ul>	<b>Road Widths</b> <ul style="list-style-type: none"> <li>(ft)</li> </ul>	<b>Crash Locations</b> <ul style="list-style-type: none"> <li>Fatal</li> <li>Injury</li> <li>Property Damage Only</li> <li>Unknown Crash Type</li> </ul>	<b>Mileage by Functional Class By Sheet</b> 013-3 4 - minor Arterial 1.304	<b>Mileage by Town By Sheet</b> LUDLOW - V100-1410 1.304 of 8.47	<b>DISTRICT</b> 3	<b>TOWN</b> LUDLOW	<b>Date:</b> 10/21/17	<b>ROUTE</b> VT-100 ETE mileage: 74.054 to 75.358
<b>Speed Zones</b> 25 30 35 40 45 50 55 60 65	<b>Traffic Counters</b> (counter ID) AADT (count)	<b>Grades</b> grade up grade down	<b>High Crash Locations (HCL's)</b> HCL No. 1 - 100 101 - 200 201 - 300 301 - 400 401 - 800	<b>Page Total Mileage:</b> 1.304 mi	<b>Page Total Mileage:</b> 1.304 mi	<b>2 of 2</b> TWN mileage: 7.166 to 8.47				