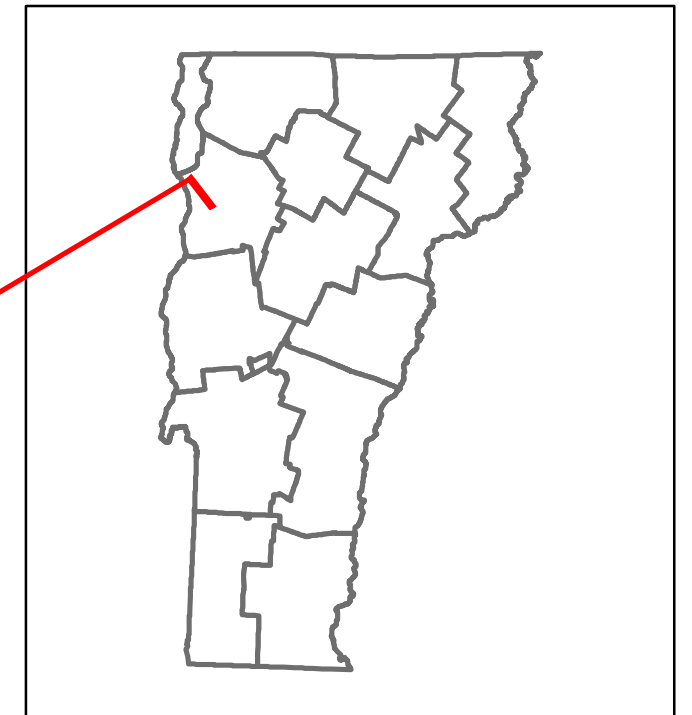
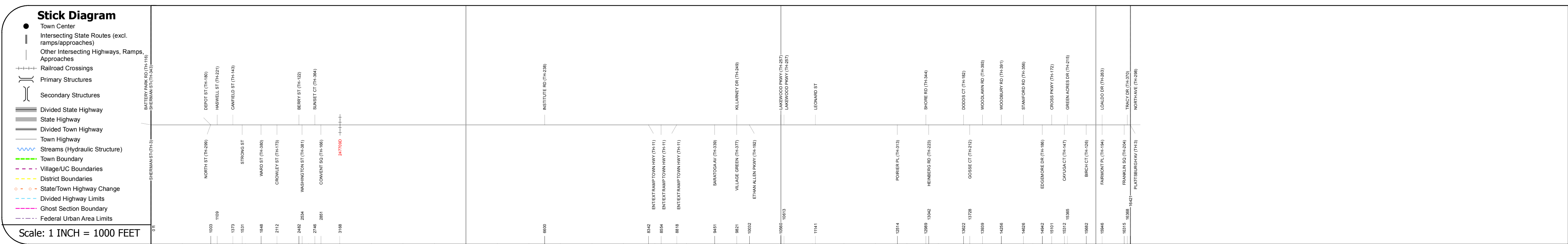
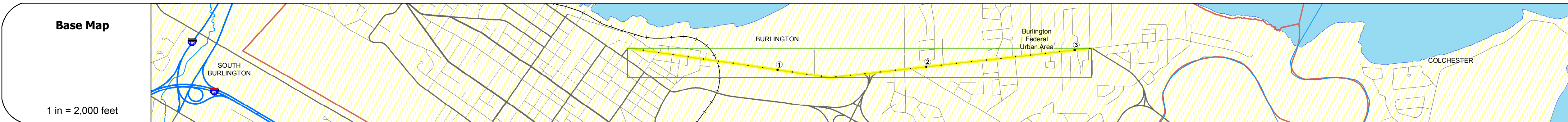


DISTRICT	TOWN	ROUTE
5	BURLINGTON	Urb-5026



Urb-5026



STRUCTURE DESCRIPTIONS

Travellane	Roadway	Lane Count	Base	Subbase
36	36	2		
35	35			
40	47			
44	49			
36	40			
44	44			
40	4			
40	40			
43	43			
37	37			
40	40			

Curves

Grades

Historic Projects

Maintenance Garage

Speed Zone

Functional Class
4

National Highway System

Limited Access Highway

Traffic Counters		
D065	D151	D148

Customer Service Level

AADT Counts							
2016	11200	11200	11000	18100	14000	13900	10500
2015	11100	11200	11200	18200	13800	13700	10600
2014	11000	11100	11400	18200	13600	13500	10700
2013	10900	11100	11600	18300	13400	13300	10800
2012	10800	11100	11600	17600	13400	13400	10800

Crash Locations