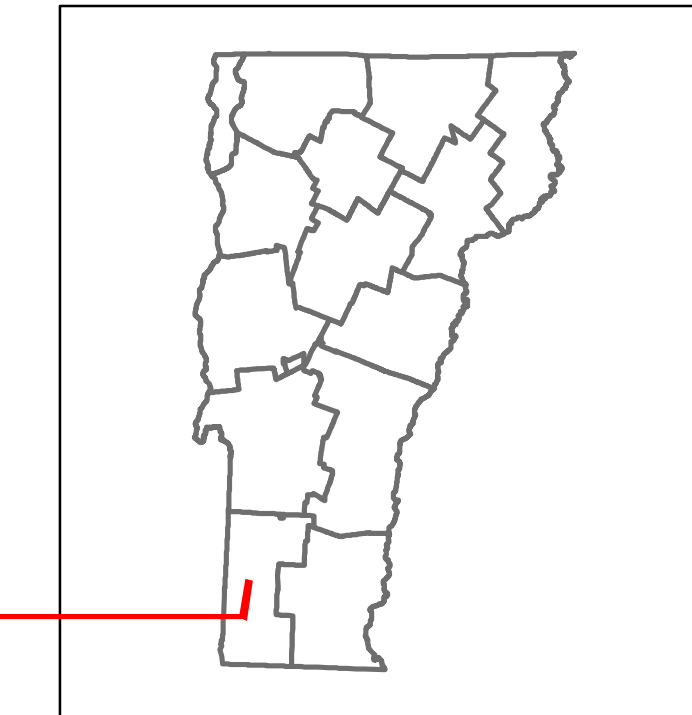

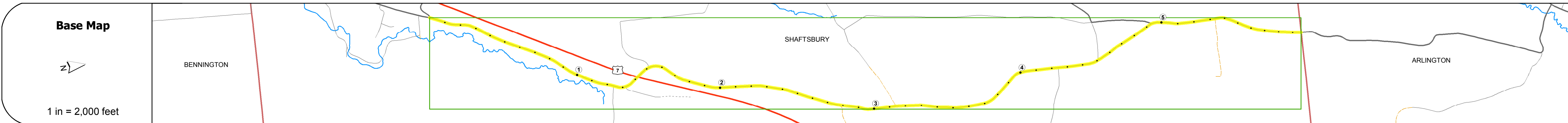


DISTRICT	TOWN	ROUTE
1	SHAFTSBURY	Min-0500



Min-0500



STRUCTURE DESCRIPTIONS	
Bridge 18:	Stringer/multi-beam or girder - 1978 Structure No: 200019001802132 Length: 78' Width: 40.6' Under Clearance: 17.83' Facility Carried: US 00007 ML Bridge Type: PRESTRESSED I BEAM Features Intersected: US 7 OVER TH NO 5 Surface: Bituminous Maintenance/Ownership: State

0	1	2	3	4	5	5.96
<b>Road Widths</b> Travellane Roadway Lane Count Base Subbase						
<b>Curves</b>						
<b>Grades</b>						
<b>Historic Projects</b>						
<b>Maintenance Garage</b>						
<b>Speed Zone</b>						
<b>Functional Class</b>						
<b>National Highway System</b>						
<b>Limited Access Highway</b>						
<b>Traffic Counters</b>						
<b>Customer Service Level</b>						
<b>AADT Counts</b> 2016 2015 2014 2013 2012						
<b>Crash Locations</b> 2016 2015 2014 2013 2012						

<b>Historic Projects</b> <ul style="list-style-type: none"> <li>Unknown</li> <li>Retreatment</li> <li>Resurface</li> <li>Bituminous Mix</li> <li>Skinny Mix</li> <li>Bituminous Seal</li> </ul>	<b>Functional Class</b> <ul style="list-style-type: none"> <li>1 - Interstate System</li> <li>2 - Other Freeways and Expressways</li> <li>3 - Principal Arterial</li> <li>4 - Minor Arterial</li> <li>5 - Major Collector</li> <li>6 - Minor Collector</li> </ul>	<b>Curves</b> <ul style="list-style-type: none"> <li>Left (degrees)</li> <li>Right</li> </ul>	<b>Road Widths</b> <ul style="list-style-type: none"> <li>(ft)</li> </ul>	<b>Crash Locations</b> <ul style="list-style-type: none"> <li>Fatal</li> <li>Injury</li> <li>Property Damage Only</li> <li>Unknown Crash Type</li> </ul>	<b>Mileage by Functional Class By Sheet</b> 0500 6 - minor collector 5.960	<b>Mileage by Town By Sheet</b> SHAFTSBURY - S05000213 5.96 of 5.96	<b>DISTRICT</b> 1	<b>TOWN</b> SHAFTSBURY	<b>Date:</b> 10/17/17	<b>ROUTE</b> Min-0500	
<b>Speed Zones</b> 25 30 35 40 45 50 55 60 65						<b>High Crash Locations (HCL's)</b> HCL No. 201 - 300 1 - 100 301 - 400 101 - 200 401 - 800		<b>Page Total Mileage:</b> 5.96 mi		<b>1 of 1</b> TWN mileage: 0.0 to 5.96	<b>ETE mileage:</b> 0.0 to 5.96