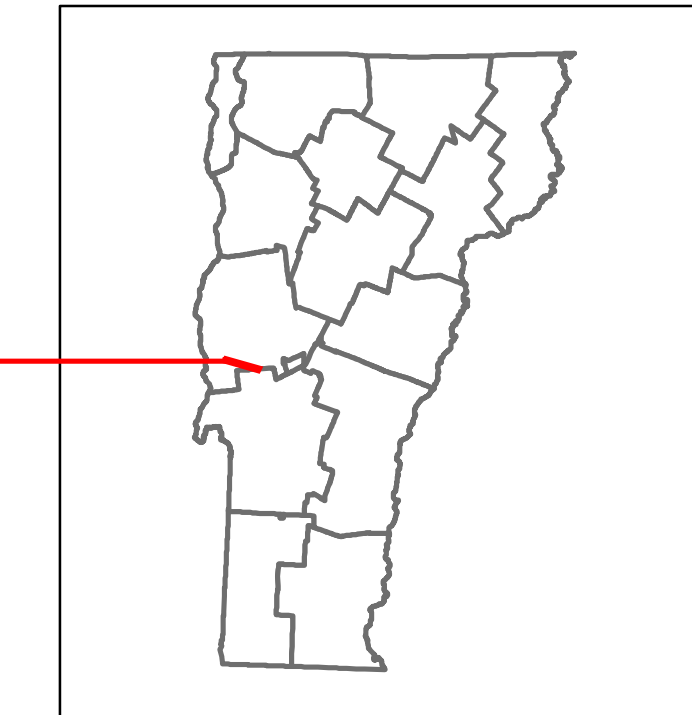

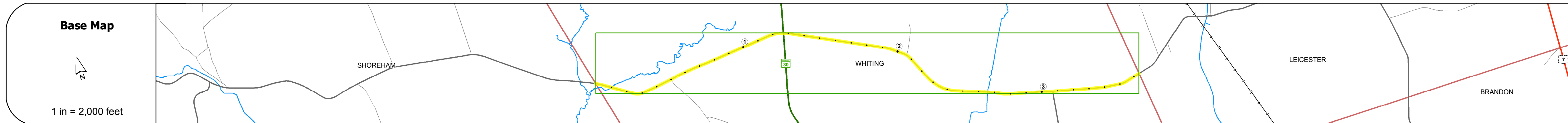


DISTRICT	TOWN	ROUTE
3	WHITING	Maj-0160



Maj-0160



STRUCTURE DESCRIPTIONS

Road Widths	Travellane: 22 Roadway: 22 Lane Count: 2 Base: Subbase:																				
Curves																					
Grades																					
Historic Projects	<p>1973: Unknown</p> <p>1977: Unknown</p> <p>1989: Unknown</p> <p>1990: SA, 1956: SA, 1957: SA, 1947: SA, 1948: SA, 1955: SA, 1954: SA, 1953: SA, 1952: SA, 1950: SA, 1949: SA</p>																				
Maintenance Garage																					
Speed Zone																					
Functional Class	5																				
National Highway System																					
Limited Access Highway																					
Traffic Counters	A369																				
Customer Service Level																					
AADT Counts	<table border="1"> <tr><td>2016</td><td>980</td><td>910</td><td>1100</td></tr> <tr><td>2015</td><td>960</td><td>890</td><td>1100</td></tr> <tr><td>2014</td><td>910</td><td>850</td><td>1000</td></tr> <tr><td>2013</td><td>890</td><td>870</td><td>1100</td></tr> <tr><td>2012</td><td>870</td><td>880</td><td>1100</td></tr> </table>	2016	980	910	1100	2015	960	890	1100	2014	910	850	1000	2013	890	870	1100	2012	870	880	1100
2016	980	910	1100																		
2015	960	890	1100																		
2014	910	850	1000																		
2013	890	870	1100																		
2012	870	880	1100																		
Crash Locations																					

Historic Projects <ul style="list-style-type: none"> Unknown Bituminous Concrete Retreatment Resurface Bituminous Mix Skinny Mix Bituminous Seal 	Functional Class <ul style="list-style-type: none"> 1 - Interstate System 2 - Other Freeways and Expressways 3 - Principal Arterial 4 - Minor Arterial 5 - Major Collector 6 - Minor Collector 	Curves <ul style="list-style-type: none"> Left (segress) Right 	Road Widths (ft) Traffic Counters (counter ID) AADT (count)	Crash Locations <ul style="list-style-type: none"> Fatal Injury Property Damage Only Unknown Crash Type 	Mileage by Functional Class By Sheet 0160 5 - Major collector 3.640	Mileage by Town By Sheet WHITING - S01600123 3.64 of 3.64	DISTRICT 3	TOWN WHITING	Date: 10/16/17	ROUTE Maj-0160 ETE mileage: 4.8 to 8.44
Speed Zones 25 30 35 40 45 50 55 60 65						High Crash Locations (HCL's) HCL No. 201 - 300, 301 - 400, 401 - 800 1 - 100, 101 - 200		Page Total Mileage: 3.64 mi		1 of 1 TWN mileage: 0.0 to 3.64