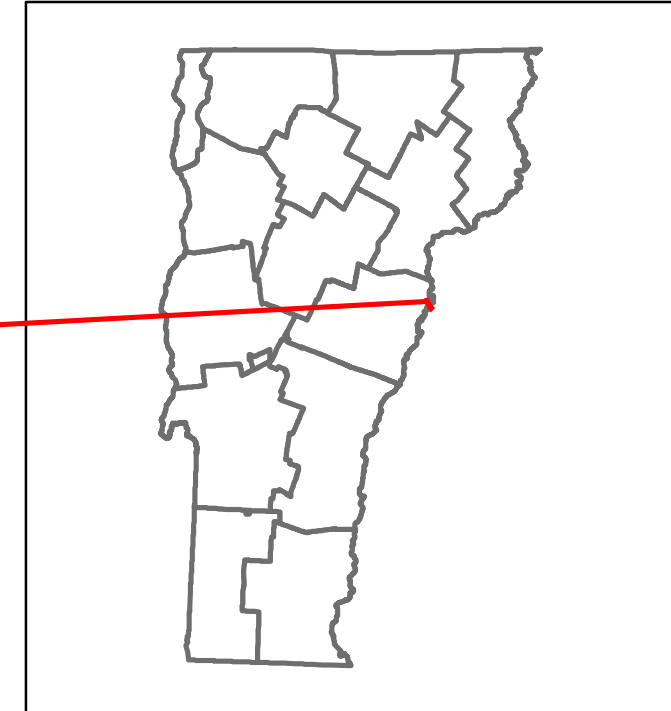








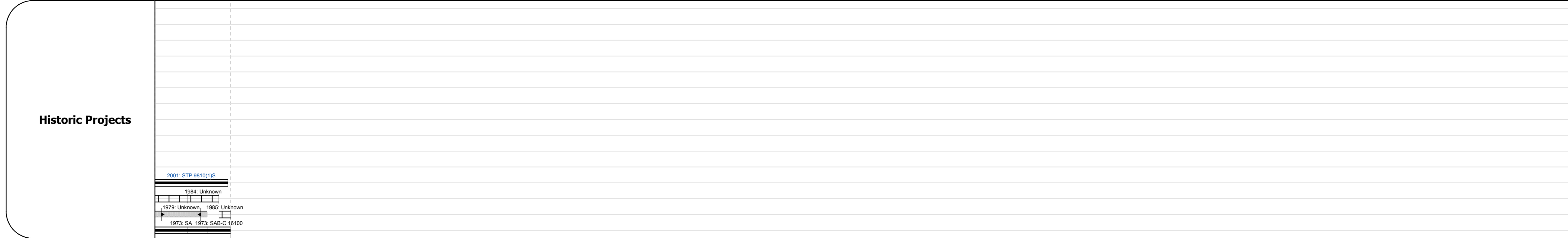



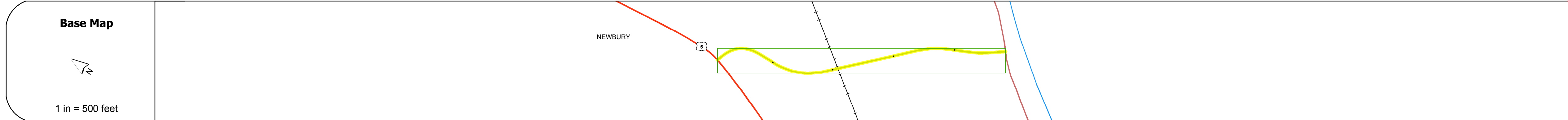


DISTRICT	TOWN	ROUTE
7	NEWBURY	NSH-9430



## NSH-9430 Newbury State Highway



**STRUCTURE DESCRIPTIONS**

<p><b>Historic Projects</b></p> <ul style="list-style-type: none"> <li>Unknown</li> <li>Bituminous Concrete</li> <li>Retreatment</li> <li>Resurface</li> <li>Bituminous Mix</li> <li>Skinny Mix</li> <li>Bituminous Seal</li> </ul> <p><b>Surface Treated</b></p> <ul style="list-style-type: none"> <li>Gravel</li> <li>Plant Mix</li> <li>Reclaimed Base and Bituminous Concrete</li> <li>Concrete</li> <li>Gravel</li> </ul>	<p><b>Functional Class</b></p> <ul style="list-style-type: none"> <li>1 - Interstate System</li> <li>2 - Other Freeways and Expressways</li> <li>3 - Principal Arterial</li> <li>4 - Minor Arterial</li> <li>5 - Major Collector</li> <li>6 - Minor Collector</li> </ul> <p><b>Speed Zones</b></p> <p>25 30 35 40 45 50 55 60 65</p>	<p><b>Curves</b></p> <ul style="list-style-type: none"> <li>Left (degrees)</li> <li>Right</li> </ul> <p><b>Grades</b></p> <ul style="list-style-type: none"> <li>grade up</li> <li>grade down</li> </ul>	<p><b>Road Widths</b></p> <p>(ft)</p> <p><b>Traffic Counters</b></p> <p>(counter ID)</p> <p><b>AADT</b></p> <p>(count)</p>	<p><b>Crash Locations</b></p> <ul style="list-style-type: none"> <li>Fatal</li> <li>Injury</li> <li>Property Damage Only</li> <li>Unknown Crash Type</li> </ul> <p><b>High Crash Locations (HCL's)</b></p> <p>HCL No.</p> <ul style="list-style-type: none"> <li>1 - 100</li> <li>101 - 200</li> <li>201 - 300</li> <li>301 - 400</li> <li>401 - 800</li> </ul>	<p><b>Mileage by Functional Class By Sheet</b></p> <p>0196 5 - Major collector 0.482</p>	<p><b>Mileage by Town By Sheet</b></p> <p>NEWBURY - N94300907 0.482 of 0.482</p>	<p><b>DISTRICT</b></p> <p>7</p>	<p><b>TOWN</b></p> <p>NEWBURY</p>	<p><b>Date:</b> 10/15/17</p>	<p><b>ROUTE</b></p> <p>NSH-9430</p> <p>ETE mileage: 0.0 to 0.482</p>
					<p><b>Page Total Mileage: 0.482 mi</b></p>		<p><b>Page Total Mileage: 0.482 mi</b></p>		<p><b>1 of 1</b></p> <p>TWN mileage: 0.0 to 0.482</p>	