

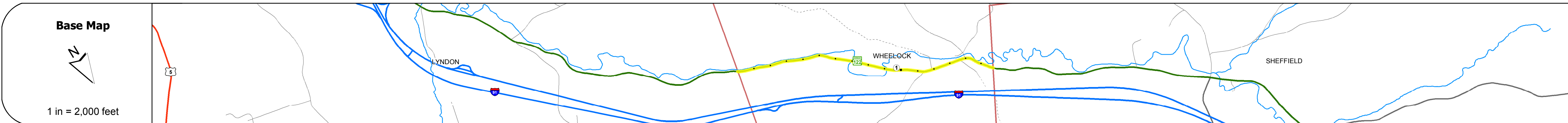
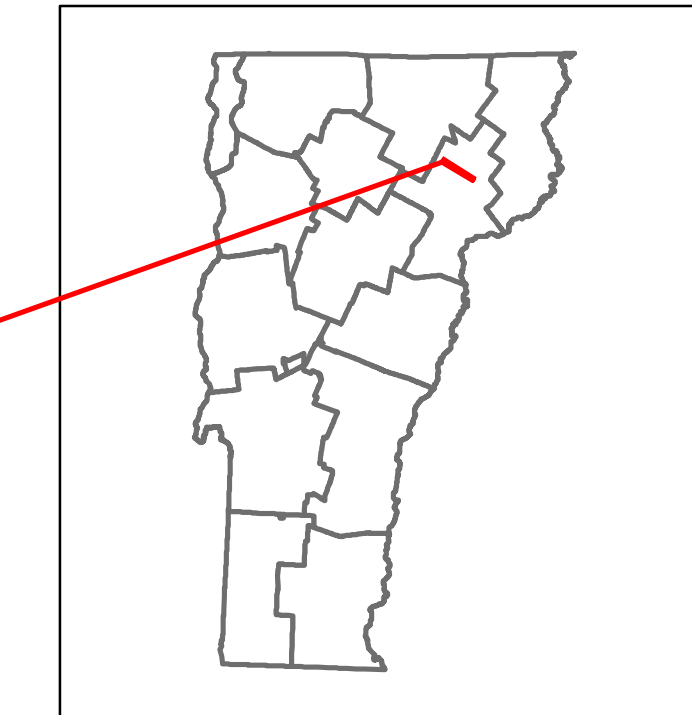


Route Log and Progress Chart

DRAFT

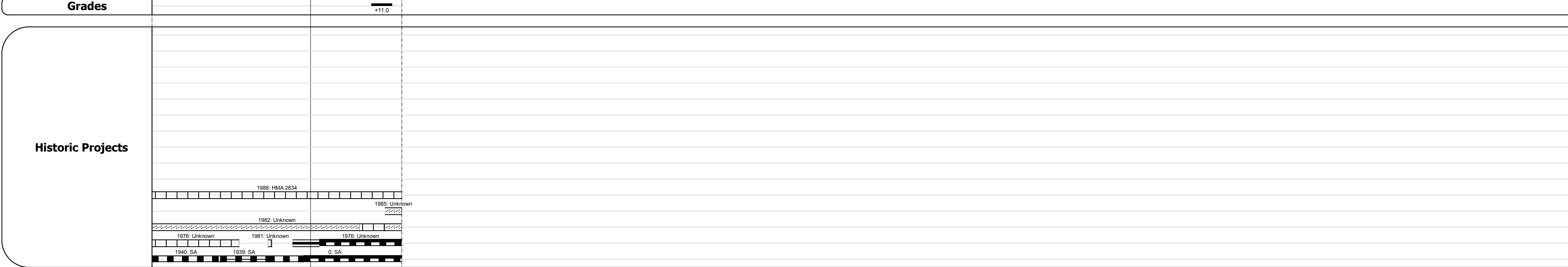
Please Note: Errors and Omissions May Exist.
Contact the VTrans Mapping Section with questions or concerns.

DISTRICT	TOWN	ROUTE
7	WHEELLOCK	VT-122



Travellane	Roadway	Lane Count	Base	Subbase
20	22	2	26	20

Curves	Grades
4.2, 5, 12, 5, 4.5, 9, 15, 8	+11.0



Maintenance Garage: District 7 - Lyndon Garage

Speed Zone: 55

Functional Class: 5

National Highway System:

Limited Access Highway:

Traffic Counters:

Year	ADT
2014	1500
2013	1500
2012	1400
2011	1500
2010	1600

Year	Crash Locations
2014	□ □
2013	□ □ □
2012	□ □ □
2011	□ □
2010	□ □

STRUCTURE DESCRIPTIONS

Bridge 10:
Slab - 1933
Structure No. 300259001003171
Length: 14'
Width: 30.0'
Under Clearance: 5.0'
Facility Carried: VT 122
Bridge Type: CONCRETE SLAB
Features Intersected: MILLERS RUN
Surface: Bituminous
Maintenance: State

Bridge 11:
Tee Beam - 1940
Structure No. 200259001103172
Length: 43'
Width: 28.8'
Facility Carried: VT 00122 ML
Bridge Type: CONC TBM WID W STLBM
Features Intersected: MILLER RUN
Surface: Bituminous
Maintenance/Ownership: State

Bridge 12:
Stringer/multi-beam or girder - 1975
Structure No. 200259001203172
Length: 92'
Width: 32.6'
Facility Carried: VT 00122 ML
Bridge Type: ROLLED BEAM
Features Intersected: MILLER RUN
Surface: Bituminous
Maintenance/Ownership: State

Historic Projects Unknown, Bituminous Concrete, Retreatment, Resurface, Bituminous Mix, Skiny Mix, Bituminous Seal Surface Treated Gravel, Plant Mix, Reclaimed Base and Bituminous Concrete	Functional Class 1- Interstate System, 2- Other Freeways and Expressways, 3- Principal Arterial, 4- Minor Arterial, 5- Major Collector, 6- Minor Collector	Curves Left (degrees), Right (degrees)	Road Widths (ft)	AADT (count)	Mileage by Functional Class By Sheet 0259 5 - Major collector 1.576	Mileage by Town By Sheet WHEELLOCK - V122-0317 1.576 of 1.576	DISTRICT 7	TOWN WHEELLOCK	Date: 11/15/16	ROUTE VT-122 ETE mileage: 4.353 to 5.929
Crash Locations Fatal, Injury, Property Damage Only, Unknown Crash Type	Speed Zones 25, 30, 35, 40, 45, 50, 55, 60, 65	Grades grade up, grade down	Traffic Counters (counter ID)	Crash Locations	Page Total Mileage: 1.576 mi	Page Total Mileage: 1.576 mi	1 of 1 TWN mileage: 0.0 to 1.576			