

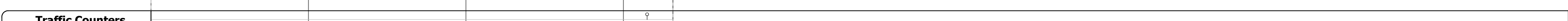


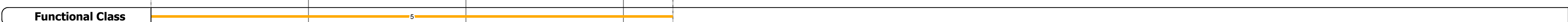






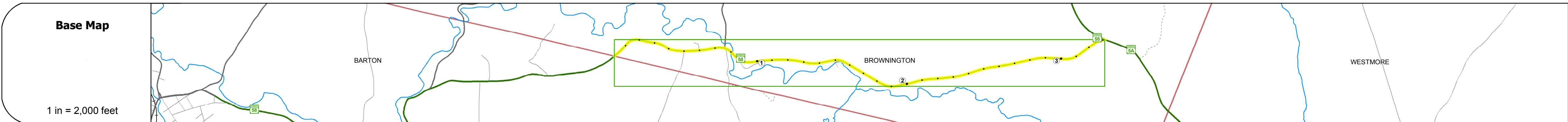
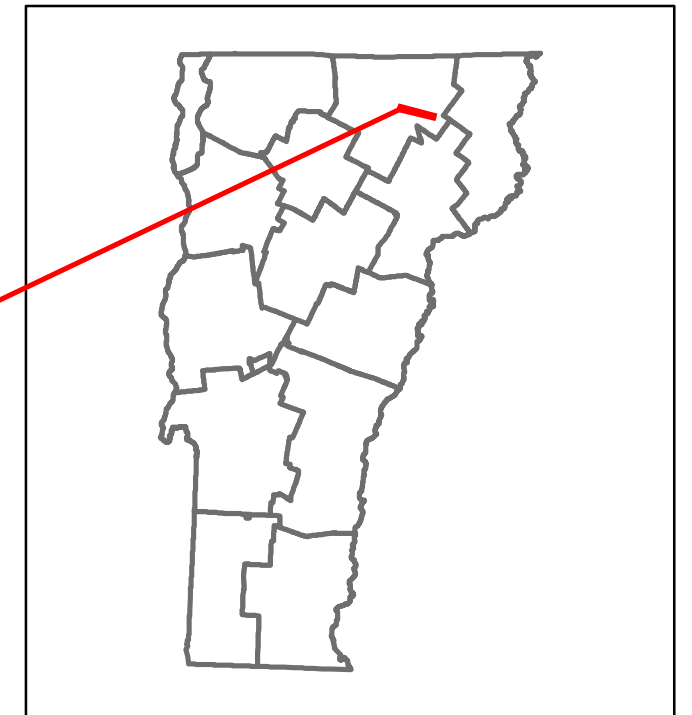


# Route Log and Progress Chart

**DRAFT**

Please Note: Errors and Omissions May Exist.  
Contact the VTrans Mapping Section with questions or concerns.

DISTRICT	TOWN	ROUTE
9	BROWNINGTON	VT-58



Year	Station 1	Station 2	Station 3
2014	1200		930
2013	1300		1000
2012	1300		1100
2011	1300		1100
2010	1300		1100

Year	Station 1	Station 2	Station 3
2014			
2013			
2012			
2011			
2010			

## STRUCTURE DESCRIPTIONS

Bridge 13:  
Slab - 1929  
Structure No. 200310001310032  
Length: 84'  
Width: 34.1'  
Facility Carried: VT 00058 ML  
Bridge Type: 3 SP CONC CONC SLAB  
Features Intersected: WILLOUGHBY RIVER  
Surface: Bituminous  
Maintenance/Ownership: State

<b>Historic Projects</b> Unknown, Retreatment, Resurface, Bituminous Mix, Skinny Mix, Bituminous Seal Bituminous Concrete, Surface Treated Gravel, Cold Plane and Bituminous Concrete, Concrete, Gravel, Plant Mix, Reclaimed Base and Bituminous Concrete	<b>Functional Class</b> 1 - Interstate System, 2 - Other Freeways and Expressways, 3 - Principal Arterial, 4 - Minor Arterial, 5 - Major Collector, 6 - Minor Collector	<b>Curves</b> Left (degrees), Right (degrees) <b>Grades</b> grade up, grade down	<b>Road Widths</b> (ft) <b>Traffic Counters</b> (counter ID)	<b>AADT</b> (count)	<b>Crash Locations</b> Fatal, Property Damage Only, Injury, Unknown Crash Type	<b>Mileage by Functional Class By Sheet</b> 0310 5 - Major collector 3.315	<b>Mileage by Town By Sheet</b> BROWNINGTON - V058-1003 3.315 of 3.315	<b>DISTRICT</b> 9	<b>TOWN</b> BROWNINGTON	<b>Date:</b> 11/15/16 <b>Page:</b> 1 of 1 <b>ETE mileage:</b> 0.0 to 3.315	<b>ROUTE</b> VT-58 <b>ETE mileage:</b> 15.336 to 18.651
<b>Page Total Mileage: 3.315 mi</b>						<b>Page Total Mileage: 3.315 mi</b>					

For More Information Contact - Vermont Agency of Transportation, Policy, Planning and Intermodal Development Division - Mapping Section, 1 National Life Drive, Montpelier, VT 05633-5001 Telephone: 802-828-2600.