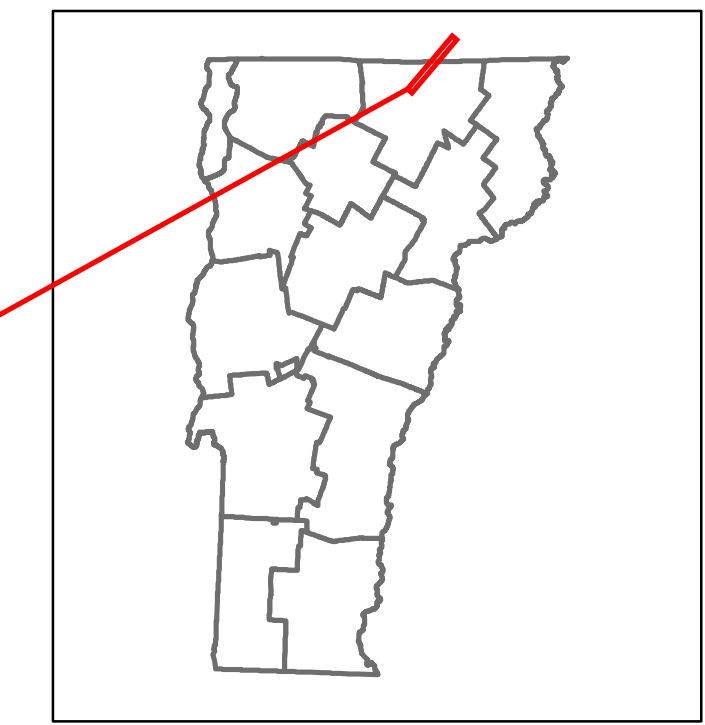


Route Log and Progress Chart

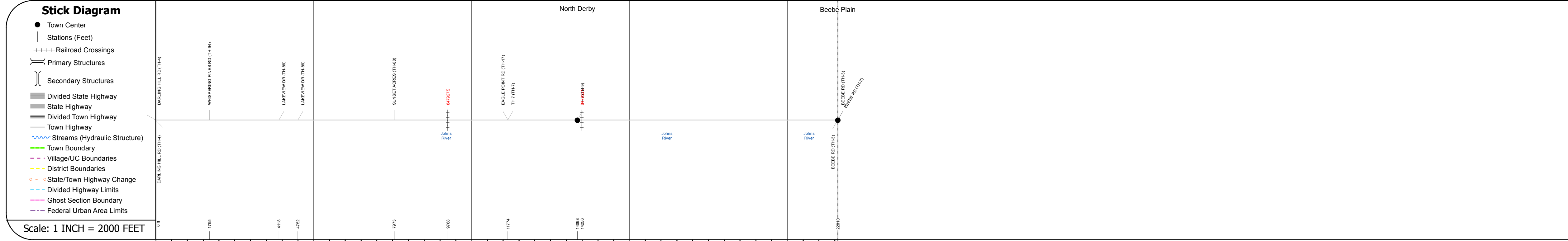
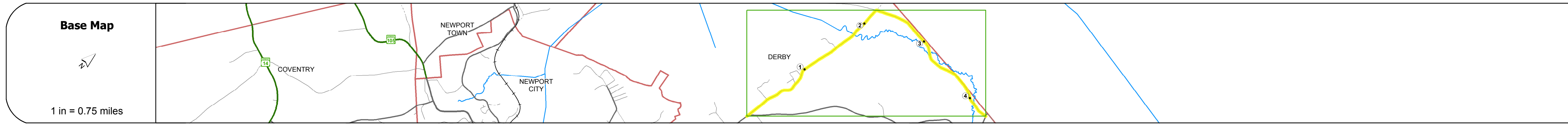
DRAFT

Please Note: Errors and Omissions May Exist.
Contact the VTrans Mapping Section with questions or concerns.

DISTRICT	TOWN	ROUTE
9	DERBY	Min-0822



Min-0822



Road Widths		
Travellane	22	
Roadway	24	
Lane Count	2	
Base		
Subbase		

Curves		

Grades		

Historic Projects		

Maintenance Garage		

Speed Zone		

Functional Class		
	6	

National Highway System		

Limited Access Highway		

Traffic Counters		
	PZUZYAQ	PZAZ

AADT Counts		
2014		
2013		
2012		
2011		
2010		

Crash Locations		
2014		
2013		
2012		
2011		
2010		

STRUCTURE DESCRIPTIONS	

<table border="0"> <tr> <th colspan="2">Historic Projects</th> <th colspan="2">Functional Class</th> <th colspan="2">Curves</th> <th colspan="2">Road Widths</th> <th colspan="2">AADT</th> <th colspan="2">Mileage by Functional Class By Sheet</th> <th colspan="2">Mileage by Town By Sheet</th> <th rowspan="2">DISTRICT</th> <th rowspan="2">TOWN</th> <th rowspan="2">Date: 11/11/16</th> <th rowspan="2">ROUTE</th> </tr> <tr> <td>Unknown</td><td>Bituminous Concrete</td><td>1 - Interstate System</td><td>3 - Principal Arterial</td><td>Left (degrees)</td><td>(ft)</td><td>Left (degrees)</td><td>← (count)</td><td>0822</td><td>6 - minor collector</td><td>4.320</td><td>DERBY - S08221007</td><td>4.32 of 4.32</td> </tr> </table>	Historic Projects		Functional Class		Curves		Road Widths		AADT		Mileage by Functional Class By Sheet		Mileage by Town By Sheet		DISTRICT	TOWN	Date: 11/11/16	ROUTE	Unknown	Bituminous Concrete	1 - Interstate System	3 - Principal Arterial	Left (degrees)	(ft)	Left (degrees)	← (count)	0822	6 - minor collector	4.320	DERBY - S08221007	4.32 of 4.32	<table border="0"> <tr> <td>Retreatment</td><td>Surface Treated Gravel</td><td>2 - Other</td><td>4 - Minor Arterial</td><td>Right</td><td>↓ (count)</td><td></td><td></td><td></td><td></td><td></td><td></td><td></td><td></td> </tr> <tr> <td>Resurface</td><td>Cold Plane and Bituminous Concrete</td><td>5 - Freeways and Expressways</td><td>5 - Major Collector</td><td>Grades</td><td></td><td></td><td></td><td></td><td></td><td></td><td></td><td></td><td></td> </tr> </table>	Retreatment	Surface Treated Gravel	2 - Other	4 - Minor Arterial	Right	↓ (count)									Resurface	Cold Plane and Bituminous Concrete	5 - Freeways and Expressways	5 - Major Collector	Grades										<table border="0"> <tr> <td>Bituminous Seal</td><td>Plant Mix</td><td>6 - Minor Collector</td><td>Grade up</td><td> </td><td rowspan="2">Crash Locations</td> </tr> <tr> <td>Skippy Mix</td><td>Reclaimed Base and Bituminous Concrete</td><td>7 - Expressway</td><td>Grade down</td><td> </td> </tr> <tr> <td>Concrete</td><td>Reclaimed Base and Bituminous Concrete</td><td>8 - Expressway</td><td></td><td></td><td>Fatal</td><td>Property Damage Only</td> </tr> <tr> <td>Gravel</td><td></td><td></td><td></td><td></td><td>Injury</td><td>Unknown Crash Type</td> </tr> </table>	Bituminous Seal	Plant Mix	6 - Minor Collector	Grade up		Crash Locations	Skippy Mix	Reclaimed Base and Bituminous Concrete	7 - Expressway	Grade down		Concrete	Reclaimed Base and Bituminous Concrete	8 - Expressway			Fatal	Property Damage Only	Gravel					Injury	Unknown Crash Type	<table border="0"> <tr> <td>Indicated plans available - http://vtransmap01.aot.state.vt.us/rp/dr/D/webstore/</td> <td> <table border="0"> <tr> <th colspan="10">Speed Zones</th> </tr> <tr> <td>25</td><td>30</td><td>35</td><td>40</td><td>45</td><td>50</td><td>55</td><td>60</td><td>65</td><td>70</td> </tr> </table> </td> <td> <table border="0"> <tr> <td colspan="4">Page Total Mileage: 4.320 mi</td> <td colspan="4">Page Total Mileage: 4.32 mi</td> </tr> </table> </td> <td>9</td> <td>DERBY</td> <td>1 of 1 TWN mileage: 0.0 to 4.32</td> <td>Min-0822 ETE mileage: 0.0 to 4.32</td> </tr> </table>	Indicated plans available - http://vtransmap01.aot.state.vt.us/rp/dr/D/webstore/	<table border="0"> <tr> <th colspan="10">Speed Zones</th> </tr> <tr> <td>25</td><td>30</td><td>35</td><td>40</td><td>45</td><td>50</td><td>55</td><td>60</td><td>65</td><td>70</td> </tr> </table>	Speed Zones										25	30	35	40	45	50	55	60	65	70	<table border="0"> <tr> <td colspan="4">Page Total Mileage: 4.320 mi</td> <td colspan="4">Page Total Mileage: 4.32 mi</td> </tr> </table>	Page Total Mileage: 4.320 mi				Page Total Mileage: 4.32 mi				9	DERBY	1 of 1 TWN mileage: 0.0 to 4.32	Min-0822 ETE mileage: 0.0 to 4.32
	Historic Projects		Functional Class		Curves		Road Widths		AADT		Mileage by Functional Class By Sheet		Mileage by Town By Sheet						DISTRICT	TOWN	Date: 11/11/16	ROUTE																																																																																																				
Unknown	Bituminous Concrete	1 - Interstate System	3 - Principal Arterial	Left (degrees)	(ft)	Left (degrees)	← (count)	0822	6 - minor collector	4.320	DERBY - S08221007	4.32 of 4.32																																																																																																														
Retreatment	Surface Treated Gravel	2 - Other	4 - Minor Arterial	Right	↓ (count)																																																																																																																					
Resurface	Cold Plane and Bituminous Concrete	5 - Freeways and Expressways	5 - Major Collector	Grades																																																																																																																						
Bituminous Seal	Plant Mix	6 - Minor Collector	Grade up		Crash Locations																																																																																																																					
Skippy Mix	Reclaimed Base and Bituminous Concrete	7 - Expressway	Grade down																																																																																																																							
Concrete	Reclaimed Base and Bituminous Concrete	8 - Expressway			Fatal	Property Damage Only																																																																																																																				
Gravel					Injury	Unknown Crash Type																																																																																																																				
Indicated plans available - http://vtransmap01.aot.state.vt.us/rp/dr/D/webstore/	<table border="0"> <tr> <th colspan="10">Speed Zones</th> </tr> <tr> <td>25</td><td>30</td><td>35</td><td>40</td><td>45</td><td>50</td><td>55</td><td>60</td><td>65</td><td>70</td> </tr> </table>	Speed Zones										25	30	35	40	45	50	55	60	65	70	<table border="0"> <tr> <td colspan="4">Page Total Mileage: 4.320 mi</td> <td colspan="4">Page Total Mileage: 4.32 mi</td> </tr> </table>	Page Total Mileage: 4.320 mi				Page Total Mileage: 4.32 mi				9	DERBY	1 of 1 TWN mileage: 0.0 to 4.32	Min-0822 ETE mileage: 0.0 to 4.32																																																																																								
Speed Zones																																																																																																																										
25	30	35	40	45	50	55	60	65	70																																																																																																																	
Page Total Mileage: 4.320 mi				Page Total Mileage: 4.32 mi																																																																																																																						