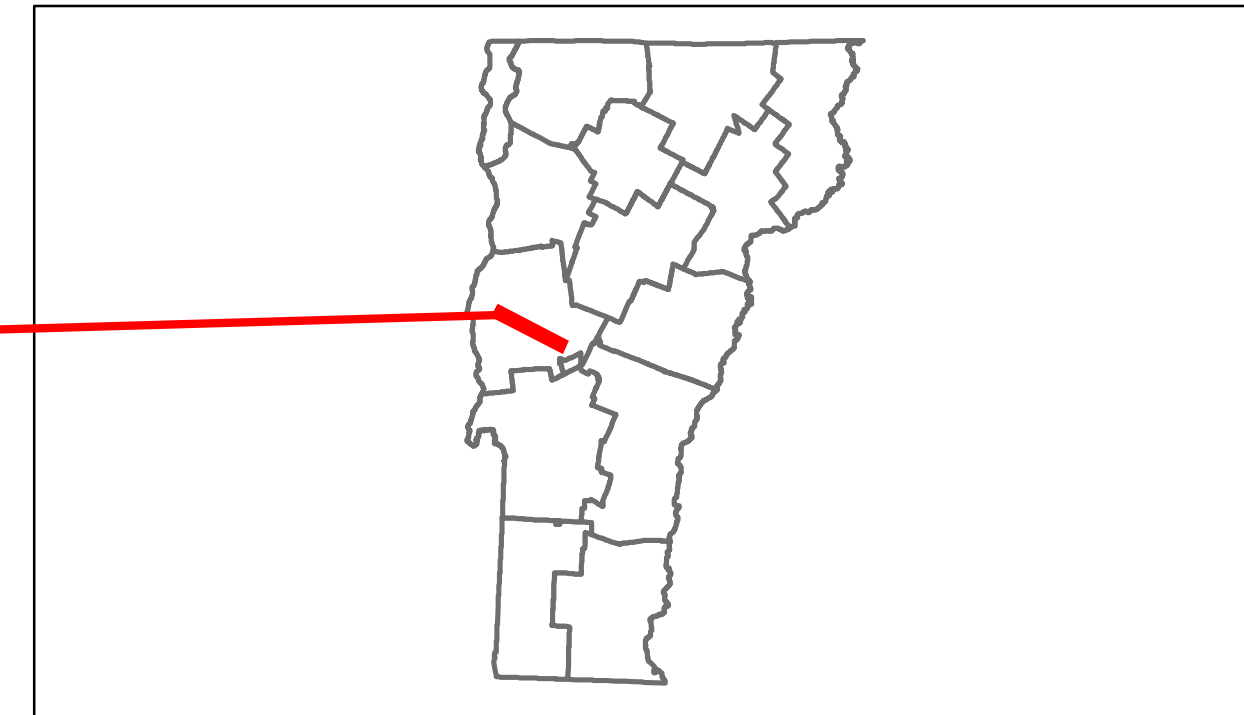






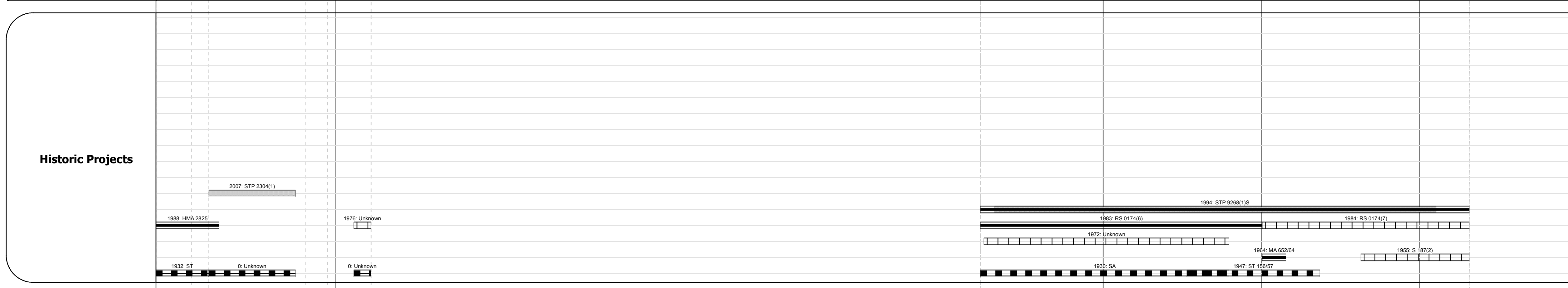
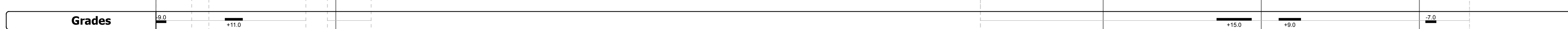




DISTRICT	TOWN	ROUTE
5	MIDDLEBURY	VT-125



### DESCRIPTION BLOCK

**Culvert 13:**  
 Culvert - 1924  
 Structure No. 200174001301112  
 Length: 49'  
 Width: 20.5'  
 Facility Carried: VT 00125 ML  
 Bridge Type: CONCRETE ARCH  
 Features Intersected: MIDDLEBURY RIVER  
 Maintenance/Ownership: State



Historic Projects		Functional Class		Curves		Road Widths		AADT		Mileage by Functional Class By Sheet		Mileage by Town By Sheet		DISTRICT	TOWN	Date: 04/02/14	ROUTE
Retreatment	Bituminous Concrete	1	7	curve left	(ft)	(count)	0174	7 - Rural - Major Collector	3.094	MIDDLEBURY - V125-0111	4.317 of 4.317	5	MIDDLEBURY				
Resurface	Bituminous Concrete	2	8	curve right			5900	16 - Urban - Minor Arterial	1.013	Ghost Section - VT-30 (1.399 to 1.536)	3.991			5	MIDDLEBURY	1 of 1	ETE mileage: 14.308 to 18.625
Unknown	Bituminous Concrete	3	9									5	MIDDLEBURY				
Bituminous Mix	Gravel	4	10											5	MIDDLEBURY	1 of 1	ETE mileage: 14.308 to 18.625
Macadam	Surface Treated Gravel	5	11									5	MIDDLEBURY				
Cold Patch and Skim Mix	Plant Mix	6	12											5	MIDDLEBURY	1 of 1	ETE mileage: 14.308 to 18.625
Bituminous Seal	Reclaimed Base and Bituminous Concrete	7	13									5	MIDDLEBURY				
Concrete	Concrete	8	14											5	MIDDLEBURY	1 of 1	ETE mileage: 14.308 to 18.625
		9	15									5	MIDDLEBURY				
		10	16											5	MIDDLEBURY	1 of 1	ETE mileage: 14.308 to 18.625
		11	17									5	MIDDLEBURY				
		12	18											5	MIDDLEBURY	1 of 1	ETE mileage: 14.308 to 18.625
		13	19									5	MIDDLEBURY				
		14												5	MIDDLEBURY	1 of 1	ETE mileage: 14.308 to 18.625
		15										5	MIDDLEBURY				
		16												5	MIDDLEBURY	1 of 1	ETE mileage: 14.308 to 18.625
		17										5	MIDDLEBURY				
		18												5	MIDDLEBURY	1 of 1	ETE mileage: 14.308 to 18.625
		19										5	MIDDLEBURY				
		20												5	MIDDLEBURY	1 of 1	ETE mileage: 14.308 to 18.625
		21										5	MIDDLEBURY				
		22												5	MIDDLEBURY	1 of 1	ETE mileage: 14.308 to 18.625
		23										5	MIDDLEBURY				
		24												5	MIDDLEBURY	1 of 1	ETE mileage: 14.308 to 18.625
		25										5	MIDDLEBURY				
		26												5	MIDDLEBURY	1 of 1	ETE mileage: 14.308 to 18.625
		27										5	MIDDLEBURY				
		28												5	MIDDLEBURY	1 of 1	ETE mileage: 14.308 to 18.625
		29										5	MIDDLEBURY				
		30												5	MIDDLEBURY	1 of 1	ETE mileage: 14.308 to 18.625
		31										5	MIDDLEBURY				
		32												5	MIDDLEBURY	1 of 1	ETE mileage: 14.308 to 18.625
		33										5	MIDDLEBURY				
		34												5	MIDDLEBURY	1 of 1	ETE mileage: 14.308 to 18.625
		35										5	MIDDLEBURY				
		36												5	MIDDLEBURY	1 of 1	ETE mileage: 14.308 to 18.625
		37										5	MIDDLEBURY				
		38												5	MIDDLEBURY	1 of 1	ETE mileage: 14.308 to 18.625
		39										5	MIDDLEBURY				
		40												5	MIDDLEBURY	1 of 1	ETE mileage: 14.308 to 18.625
		41										5	MIDDLEBURY				
		42												5	MIDDLEBURY	1 of 1	ETE mileage: 14.308 to 18.625
		43										5	MIDDLEBURY				
		44												5	MIDDLEBURY	1 of 1	ETE mileage: 14.308 to 18.625
		45										5	MIDDLEBURY				
		46												5	MIDDLEBURY	1 of 1	ETE mileage: 14.308 to 18.625
		47										5	MIDDLEBURY				
		48												5	MIDDLEBURY	1 of 1	ETE mileage: 14.308 to 18.625
		49										5	MIDDLEBURY				
		50												5	MIDDLEBURY	1 of 1	ETE mileage: 14.308 to 18.625
		51										5	MIDDLEBURY				
		52												5	MIDDLEBURY	1 of 1	ETE mileage: 14.308 to 18.625
		53										5	MIDDLEBURY				
		54												5	MIDDLEBURY	1 of 1	ETE mileage: 14.308 to 18.625
		55										5	MIDDLEBURY				
		56												5	MIDDLEBURY	1 of 1	ETE mileage: 14.308 to 18.625
		57										5	MIDDLEBURY				
		58												5	MIDDLEBURY	1 of 1	ETE mileage: 14.308 to 18.625
		59										5	MIDDLEBURY				
		60												5	MIDDLEBURY	1 of 1	ETE mileage: 14.308 to 18.625
		61										5	MIDDLEBURY				
		62												5	MIDDLEBURY	1 of 1	ETE mileage: 14.308 to 18.625
		63										5	MIDDLEBURY				
		64												5	MIDDLEBURY	1 of 1	ETE mileage: 14.308 to 18.625
		65										5	MIDDLEBURY				
		66												5	MIDDLEBURY	1 of 1	ETE mileage: 14.308 to 18.625
		67										5	MIDDLEBURY				
		68												5	MIDDLEBURY	1 of 1	ETE mileage: 14.308 to 18.625
		69										5	MIDDLEBURY				
		70												5	MIDDLEBURY	1 of 1	ETE mileage: 14.308 to 18.625
		71										5	MIDDLEBURY				
		72												5	MIDDLEBURY	1 of 1	ETE mileage: 14.308 to 18.625
		73										5	MIDDLEBURY				
		74												5	MIDDLEBURY	1 of 1	ETE mileage: 14.308 to 18.625
		75										5	MIDDLEBURY				
		76												5	MIDDLEBURY	1 of 1	ETE mileage: 14.308 to 18.625
		77										5	MIDDLEBURY				
		78												5	MIDDLEBURY	1 of 1	ETE mileage: 14.308 to 18.625
		79										5	MIDDLEBURY				
		80												5	MIDDLEBURY	1 of 1	ETE mileage: 14.308 to 18.625
		81										5	MIDDLEBURY				