


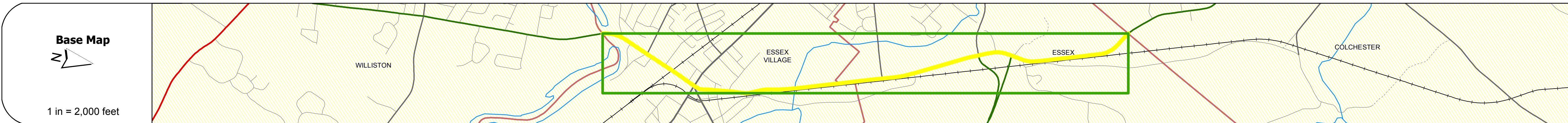
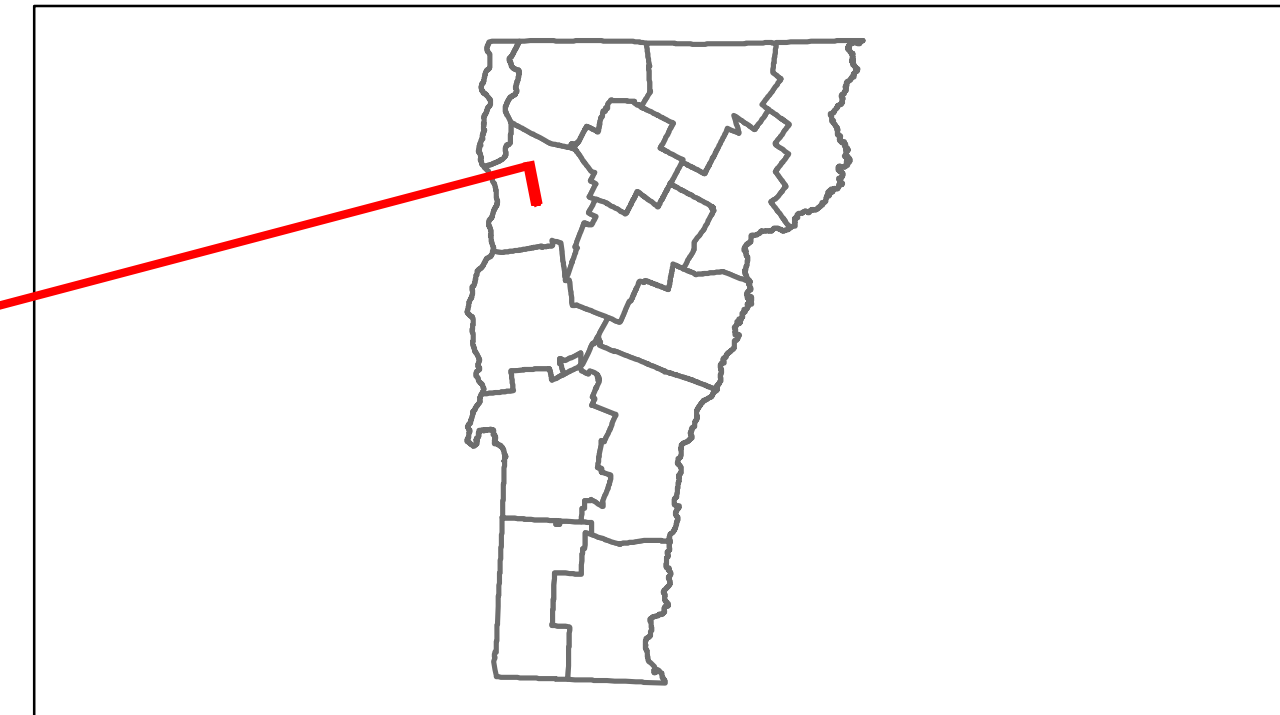


Route Log Progress Chart

DRAFT

Please Note: Errors and Omissions May Exist.
Contact the VTrans Mapping Unit with questions or concerns.

DISTRICT	TOWN	ROUTE
5	ESSEX	VT-2A



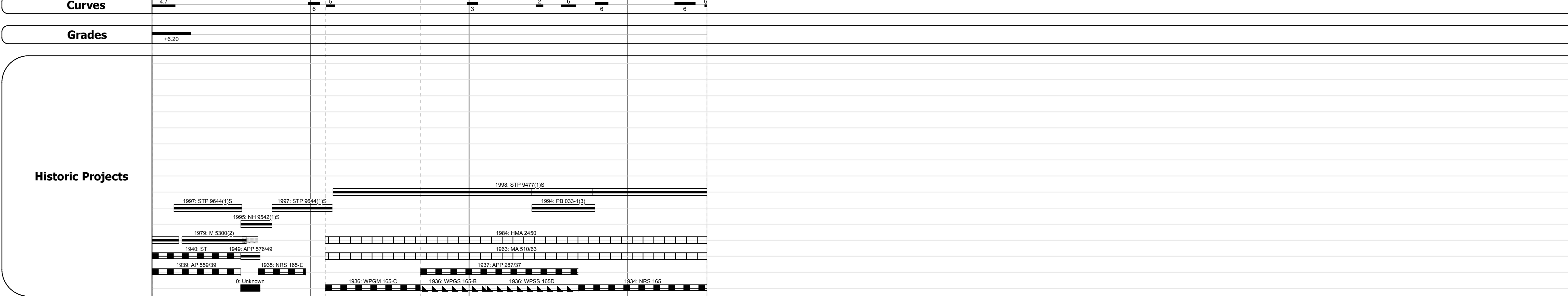
DESCRIPTION BLOCK

Culvert 8A:
Culvert - 1919
Structure No. 300207008A04061
Length: 45'
Under Clearance: 9.0'
Facility Carried: VT2A
Bridge Type: STEEL CULVERT
Features Intersected: HYDRO PENSTOCK
Maintenance: State

Culvert 9:
Culvert - 1936
Structure No. 305300000904061
Length: 15'
Under Clearance: 11.0'
Facility Carried: VT2A
Bridge Type: R. C. BOX
Features Intersected: INDIAN BROOK
Maintenance: State

Culvert 11:
Culvert - 1934
Structure No. 300207001104061
Length: 8'
Under Clearance: 6.0'
Facility Carried: VT2A
Bridge Type: RC BOX
Features Intersected: BROOK
Maintenance: State

Road Widths	Travellane: 30, 22, 30, 44, 25, 31, 29, 18, 22, 20
Curves	4.7, 6, 5, 3, 2, 6, 6, 6
Grades	+6.20




Maintenance Garage	(Not State Maintained) District 5 - Chimney Corners Garage
---------------------------	--

Traffic Counters	560189, 560175, 560178, 560041, 560082, 560042, 560116
-------------------------	--

Functional Class	16
-------------------------	----

Speed Zone	35, 40
-------------------	--------

AADT Counts	2012: 18100, 17400, 15400, 7200, 7700, 6500, 15500, 10900 2011: 18000, 19000, 15900, 7200, 7500, 6500, 15900, 10600 2010: 17900, 18500, 16300, 7200, 7200, 6500, 16200, 10300 2009: 18600, 21200, 18600, 7300, 7100, 6700, 15600, 9900 2008: 19200, 23800, 20900, 7300, 7000, 6800, 15000, 9400
--------------------	---



Historic Projects	Functional Class	Curves	Road Widths	AADT	Mileage by Functional Class By Sheet	Mileage by Town By Sheet	DISTRICT	TOWN	Date: 05/22/14	ROUTE
Retreatment, Resurface, Unknown, Bituminous Mix, Skimny Mix, Bituminous Seal	1-19	Left, Right	(ft)	(count)	5300 16 - Urban - Minor Arterial 3.500	ESSEX - V002A0406 3.5 of 3.5	5	ESSEX	1 of 1 TWN mileage: 0.0 to 3.5	VT-2A ETE mileage: 7.922 to 11.422
Crash Locations	Speed Zones	Grades	Traffic Counters	Crash Locations	Total Mileage: 3.500 mi		Total Mileage: 3.5 mi			