

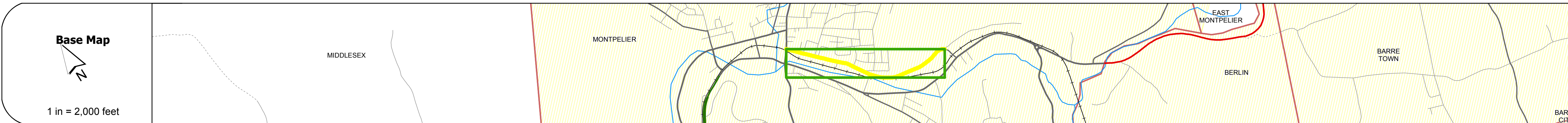
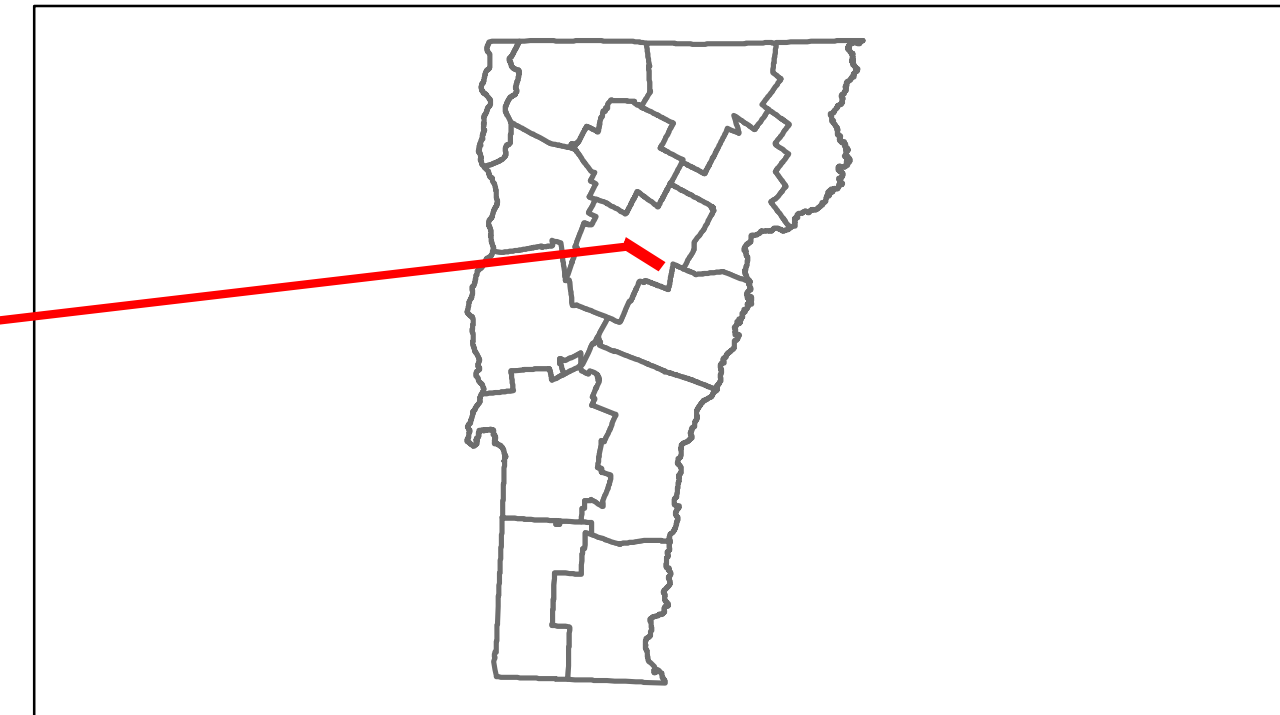


# Route Log Progress Chart

**DRAFT**

Please Note: Errors and Omissions May Exist.  
Contact the VTrans Mapping Unit with questions or concerns.

|          |            |          |
|----------|------------|----------|
| DISTRICT | TOWN       | ROUTE    |
| 6        | MONTPELIER | Min-6406 |

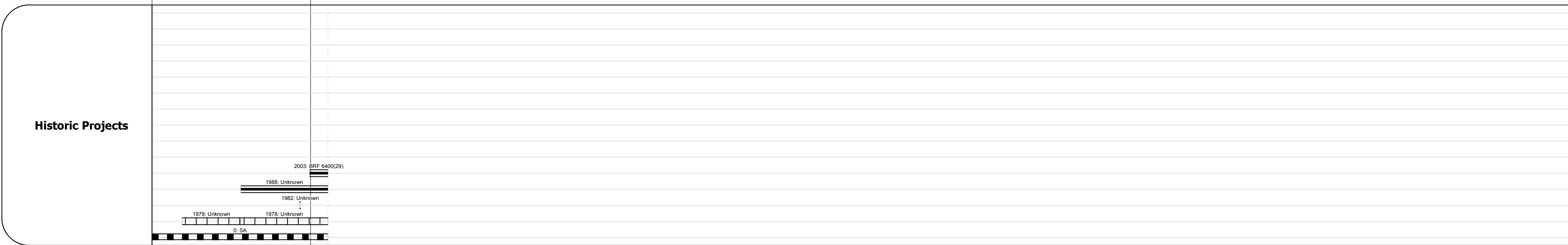


## DESCRIPTION BLOCK

|                    |                                                                                                                                                                                                                                                                                                                                                                                                    |            |    |    |    |    |         |    |    |    |    |            |  |  |  |  |      |  |  |  |  |         |  |  |  |  |
|--------------------|----------------------------------------------------------------------------------------------------------------------------------------------------------------------------------------------------------------------------------------------------------------------------------------------------------------------------------------------------------------------------------------------------|------------|----|----|----|----|---------|----|----|----|----|------------|--|--|--|--|------|--|--|--|--|---------|--|--|--|--|
| <b>Road Widths</b> | <table border="1"> <tr> <td>Travellane</td> <td>36</td> <td>34</td> <td>32</td> <td>24</td> </tr> <tr> <td>Roadway</td> <td>36</td> <td>34</td> <td>32</td> <td>28</td> </tr> <tr> <td>Lane Count</td> <td></td> <td></td> <td></td> <td></td> </tr> <tr> <td>Base</td> <td></td> <td></td> <td></td> <td></td> </tr> <tr> <td>Subbase</td> <td></td> <td></td> <td></td> <td></td> </tr> </table> | Travellane | 36 | 34 | 32 | 24 | Roadway | 36 | 34 | 32 | 28 | Lane Count |  |  |  |  | Base |  |  |  |  | Subbase |  |  |  |  |
| Travellane         | 36                                                                                                                                                                                                                                                                                                                                                                                                 | 34         | 32 | 24 |    |    |         |    |    |    |    |            |  |  |  |  |      |  |  |  |  |         |  |  |  |  |
| Roadway            | 36                                                                                                                                                                                                                                                                                                                                                                                                 | 34         | 32 | 28 |    |    |         |    |    |    |    |            |  |  |  |  |      |  |  |  |  |         |  |  |  |  |
| Lane Count         |                                                                                                                                                                                                                                                                                                                                                                                                    |            |    |    |    |    |         |    |    |    |    |            |  |  |  |  |      |  |  |  |  |         |  |  |  |  |
| Base               |                                                                                                                                                                                                                                                                                                                                                                                                    |            |    |    |    |    |         |    |    |    |    |            |  |  |  |  |      |  |  |  |  |         |  |  |  |  |
| Subbase            |                                                                                                                                                                                                                                                                                                                                                                                                    |            |    |    |    |    |         |    |    |    |    |            |  |  |  |  |      |  |  |  |  |         |  |  |  |  |

|               |    |
|---------------|----|
| <b>Curves</b> | 19 |
|---------------|----|

|               |  |
|---------------|--|
| <b>Grades</b> |  |
|---------------|--|



|                           |                        |
|---------------------------|------------------------|
| <b>Maintenance Garage</b> | (Not State Maintained) |
|---------------------------|------------------------|

|                         |                        |
|-------------------------|------------------------|
| <b>Traffic Counters</b> | 56W177, 56W182, 56W288 |
|-------------------------|------------------------|

|                         |    |
|-------------------------|----|
| <b>Functional Class</b> | 17 |
|-------------------------|----|

|                   |  |
|-------------------|--|
| <b>Speed Zone</b> |  |
|-------------------|--|

| <b>AADT Counts</b> | <table border="1"> <tr> <th>Year</th> <th>5100</th> <th>5100</th> <th>6900</th> <th>3500</th> </tr> <tr> <td>2012</td> <td>5100</td> <td>5100</td> <td>6900</td> <td>3500</td> </tr> <tr> <td>2011</td> <td>5100</td> <td>5100</td> <td>6900</td> <td>3500</td> </tr> <tr> <td>2010</td> <td>5100</td> <td>5100</td> <td>6900</td> <td>3500</td> </tr> <tr> <td>2009</td> <td>5100</td> <td>5100</td> <td>6900</td> <td>3500</td> </tr> <tr> <td>2008</td> <td>5500</td> <td>5500</td> <td>7100</td> <td>3700</td> </tr> </table> | Year | 5100 | 5100 | 6900 | 3500 | 2012 | 5100 | 5100 | 6900 | 3500 | 2011 | 5100 | 5100 | 6900 | 3500 | 2010 | 5100 | 5100 | 6900 | 3500 | 2009 | 5100 | 5100 | 6900 | 3500 | 2008 | 5500 | 5500 | 7100 | 3700 |
|--------------------|-----------------------------------------------------------------------------------------------------------------------------------------------------------------------------------------------------------------------------------------------------------------------------------------------------------------------------------------------------------------------------------------------------------------------------------------------------------------------------------------------------------------------------------|------|------|------|------|------|------|------|------|------|------|------|------|------|------|------|------|------|------|------|------|------|------|------|------|------|------|------|------|------|------|
| Year               | 5100                                                                                                                                                                                                                                                                                                                                                                                                                                                                                                                              | 5100 | 6900 | 3500 |      |      |      |      |      |      |      |      |      |      |      |      |      |      |      |      |      |      |      |      |      |      |      |      |      |      |      |
| 2012               | 5100                                                                                                                                                                                                                                                                                                                                                                                                                                                                                                                              | 5100 | 6900 | 3500 |      |      |      |      |      |      |      |      |      |      |      |      |      |      |      |      |      |      |      |      |      |      |      |      |      |      |      |
| 2011               | 5100                                                                                                                                                                                                                                                                                                                                                                                                                                                                                                                              | 5100 | 6900 | 3500 |      |      |      |      |      |      |      |      |      |      |      |      |      |      |      |      |      |      |      |      |      |      |      |      |      |      |      |
| 2010               | 5100                                                                                                                                                                                                                                                                                                                                                                                                                                                                                                                              | 5100 | 6900 | 3500 |      |      |      |      |      |      |      |      |      |      |      |      |      |      |      |      |      |      |      |      |      |      |      |      |      |      |      |
| 2009               | 5100                                                                                                                                                                                                                                                                                                                                                                                                                                                                                                                              | 5100 | 6900 | 3500 |      |      |      |      |      |      |      |      |      |      |      |      |      |      |      |      |      |      |      |      |      |      |      |      |      |      |      |
| 2008               | 5500                                                                                                                                                                                                                                                                                                                                                                                                                                                                                                                              | 5500 | 7100 | 3700 |      |      |      |      |      |      |      |      |      |      |      |      |      |      |      |      |      |      |      |      |      |      |      |      |      |      |      |

| <b>Crash Locations</b> | <table border="1"> <tr> <th>Year</th> <th>Crash Type</th> </tr> <tr> <td>2012</td> <td>Property Damage Only</td> </tr> <tr> <td>2011</td> <td>Property Damage Only</td> </tr> <tr> <td>2010</td> <td>Property Damage Only</td> </tr> <tr> <td>2009</td> <td>Property Damage Only</td> </tr> <tr> <td>2008</td> <td>Property Damage Only</td> </tr> </table> | Year | Crash Type | 2012 | Property Damage Only | 2011 | Property Damage Only | 2010 | Property Damage Only | 2009 | Property Damage Only | 2008 | Property Damage Only |
|------------------------|-------------------------------------------------------------------------------------------------------------------------------------------------------------------------------------------------------------------------------------------------------------------------------------------------------------------------------------------------------------|------|------------|------|----------------------|------|----------------------|------|----------------------|------|----------------------|------|----------------------|
| Year                   | Crash Type                                                                                                                                                                                                                                                                                                                                                  |      |            |      |                      |      |                      |      |                      |      |                      |      |                      |
| 2012                   | Property Damage Only                                                                                                                                                                                                                                                                                                                                        |      |            |      |                      |      |                      |      |                      |      |                      |      |                      |
| 2011                   | Property Damage Only                                                                                                                                                                                                                                                                                                                                        |      |            |      |                      |      |                      |      |                      |      |                      |      |                      |
| 2010                   | Property Damage Only                                                                                                                                                                                                                                                                                                                                        |      |            |      |                      |      |                      |      |                      |      |                      |      |                      |
| 2009                   | Property Damage Only                                                                                                                                                                                                                                                                                                                                        |      |            |      |                      |      |                      |      |                      |      |                      |      |                      |
| 2008                   | Property Damage Only                                                                                                                                                                                                                                                                                                                                        |      |            |      |                      |      |                      |      |                      |      |                      |      |                      |

|                                                                                                                                                                                                                            |                                                                  |                              |                                                     |                                                                                         |                                                                                  |                                                                        |                      |                           |                                                                    |                                                      |
|----------------------------------------------------------------------------------------------------------------------------------------------------------------------------------------------------------------------------|------------------------------------------------------------------|------------------------------|-----------------------------------------------------|-----------------------------------------------------------------------------------------|----------------------------------------------------------------------------------|------------------------------------------------------------------------|----------------------|---------------------------|--------------------------------------------------------------------|------------------------------------------------------|
| <b>Historic Projects</b><br>Retreatment, Resurface, Unknown, Bituminous Mix, Skimmy Mix, Bituminous Seal, Bituminous Concrete, Gravel, Surface Treated Gravel, Plant Mix, Reclaimed Base and Bituminous Concrete, Concrete | <b>Functional Class</b><br>1, 2, 6, 7, 8, 11, 12, 14, 16, 17, 19 | <b>Curves</b><br>Left, Right | <b>Road Widths</b><br>Traffic Counters (counter ID) | <b>AADT</b><br>Crash Locations: Fatal, Injury, Property Damage Only, Unknown Crash Type | <b>Mileage by Functional Class By Sheet</b><br>6406 17 - Urban - collector 1.110 | <b>Mileage by Town By Sheet</b><br>MONTPELIER - S64061211 1.11 of 1.11 | <b>DISTRICT</b><br>6 | <b>TOWN</b><br>MONTPELIER | <b>Date:</b> 05/22/14<br><b>1 of 1</b><br>TWN mileage: 0.0 to 1.11 | <b>ROUTE</b><br>Min-6406<br>ETE mileage: 0.0 to 1.11 |
|                                                                                                                                                                                                                            |                                                                  |                              |                                                     |                                                                                         | <b>Total Mileage: 1.110 mi</b>                                                   |                                                                        |                      |                           | <b>Total Mileage: 1.11 mi</b>                                      |                                                      |