


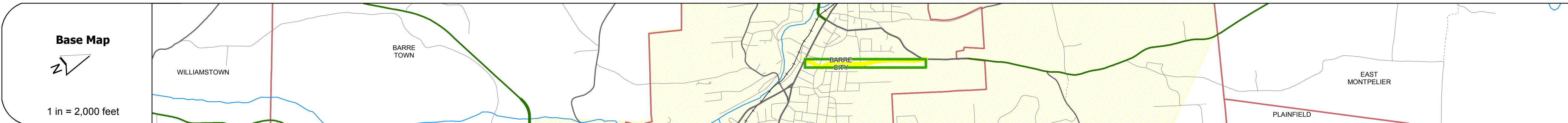
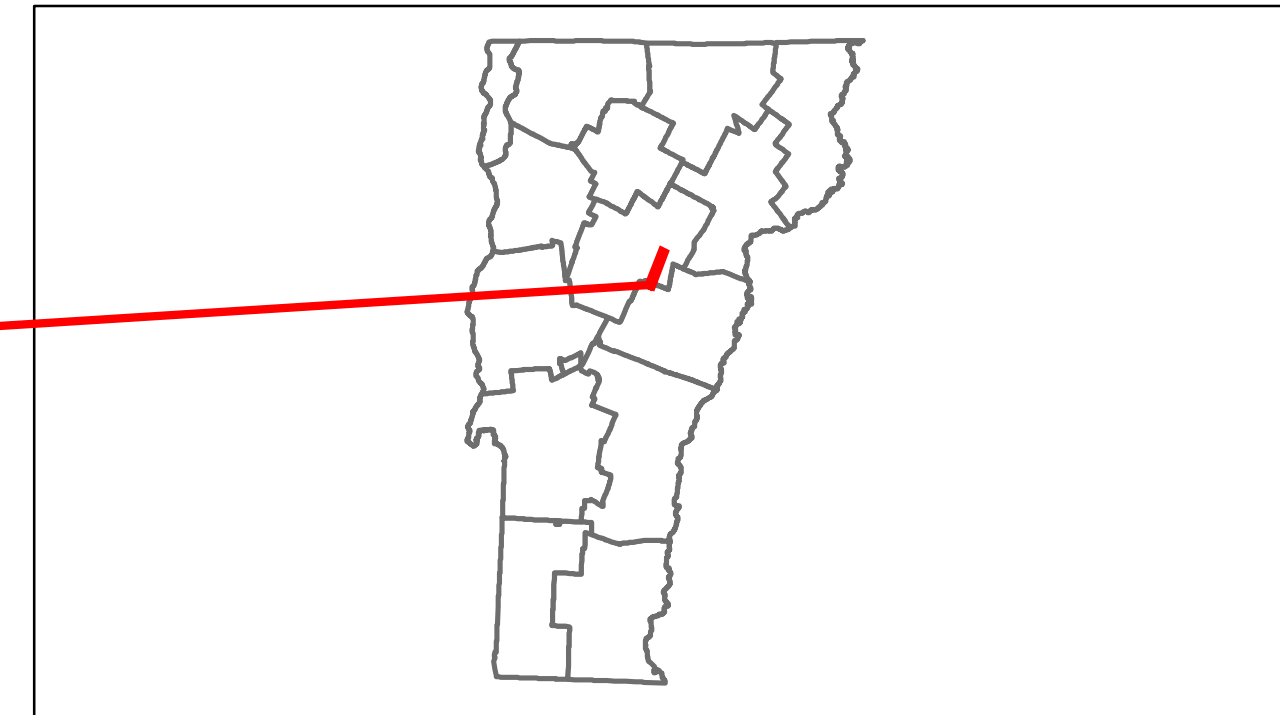


Route Log Progress Chart

DRAFT

Please Note: Errors and Omissions May Exist.
Contact the VTrans Mapping Unit with questions or concerns.

DISTRICT	TOWN	ROUTE
6	BARRE CITY	Min-6018



Curves	
---------------	--

Grades	
---------------	--

Historic Projects	
--------------------------	--

Maintenance Garage	(Not State Maintained)
---------------------------	------------------------

Traffic Counters	SEW151, SEW157, SEW150
-------------------------	------------------------

Functional Class	17
-------------------------	----

Speed Zone	
-------------------	--

AADT Counts	<table border="1"> <tr><td>2012</td><td>330</td><td>3200</td><td>2800</td></tr> <tr><td>2011</td><td>330</td><td>3200</td><td>2800</td></tr> <tr><td>2010</td><td>330</td><td>3200</td><td>2800</td></tr> <tr><td>2009</td><td>330</td><td>3200</td><td>2800</td></tr> <tr><td>2008</td><td>380</td><td>3400</td><td>2900</td></tr> </table>	2012	330	3200	2800	2011	330	3200	2800	2010	330	3200	2800	2009	330	3200	2800	2008	380	3400	2900
2012	330	3200	2800																		
2011	330	3200	2800																		
2010	330	3200	2800																		
2009	330	3200	2800																		
2008	380	3400	2900																		

Crash Locations	<table border="1"> <tr><td>2012</td><td>□</td><td>□</td><td>□</td><td>□</td></tr> <tr><td>2011</td><td>□</td><td>□</td><td>□</td><td>□</td></tr> <tr><td>2010</td><td>□</td><td>□</td><td>□</td><td>□</td></tr> <tr><td>2009</td><td>□</td><td>□</td><td>□</td><td>□</td></tr> <tr><td>2008</td><td>□</td><td>□</td><td>□</td><td>□</td></tr> </table>	2012	□	□	□	□	2011	□	□	□	□	2010	□	□	□	□	2009	□	□	□	□	2008	□	□	□	□
2012	□	□	□	□																						
2011	□	□	□	□																						
2010	□	□	□	□																						
2009	□	□	□	□																						
2008	□	□	□	□																						

DESCRIPTION BLOCK

Historic Projects Retreatment, Resurface, Unknown, Bituminous Mix, Skimmy Mix, Bituminous Seal, Bituminous Concrete, Surface Treated Gravel, Plant Mix, Reclaimed Base and Bituminous Concrete, Concrete	Functional Class 1, 2, 6, 7, 8, 11, 12, 14, 16, 17, 19	Curves Left, Right	Grades grade up, grade down	Road Widths (ft)	Traffic Counters (counter ID)	AADT (count)	Crash Locations Fatal, Injury, Property Damage Only, Unknown Crash Type	Mileage by Functional Class By Sheet 6018 17 - Urban - collector 0.760	Mileage by Town By Sheet BARRE CITY - S60181201 0.76 of 0.76	DISTRICT 6	TOWN BARRE CITY	Date: 05/22/14	ROUTE Min-6018 ETE mileage: 0.0 to 0.76
								Total Mileage: 0.760 mi	Total Mileage: 0.76 mi	1 of 1 TWN mileage: 0.0 to 0.76			