

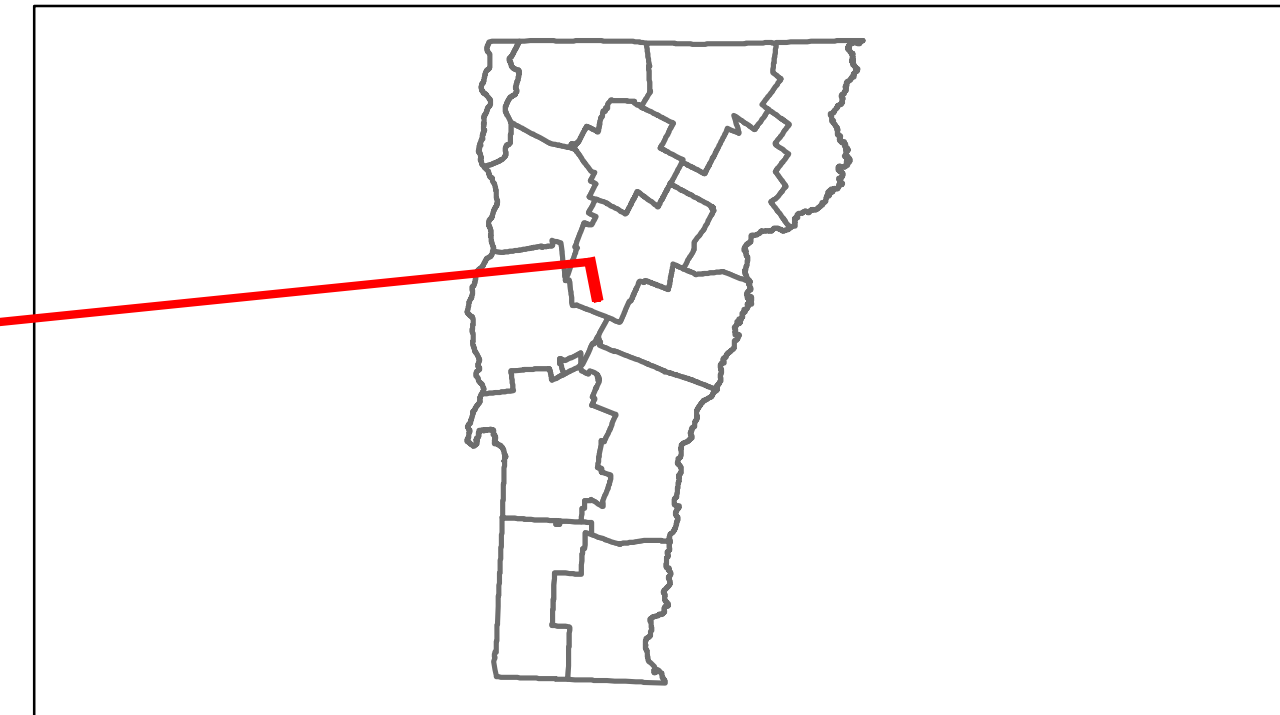


Route Log Progress Chart

DRAFT

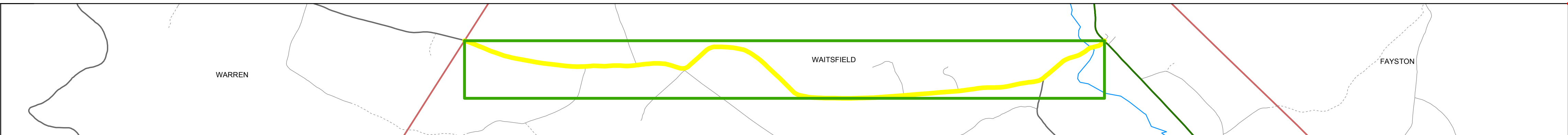
Please Note: Errors and Omissions May Exist.
Contact the VTrans Mapping Unit with questions or concerns.

DISTRICT	TOWN	ROUTE
6	WAITSFIELD	Min-0680



Base Map

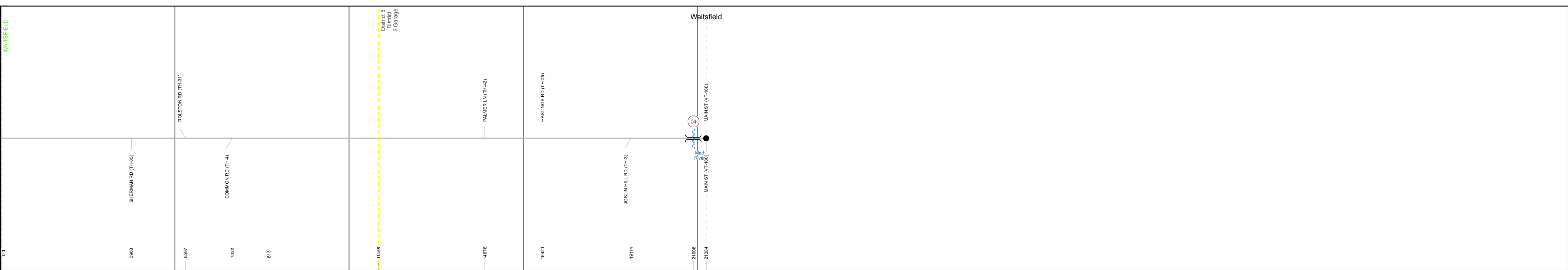
1 in = 2,000 feet



Stick Diagram

- Town Boundary
- Village/UC Boundaries
- District Boundaries
- State/Town Highway Change
- Divided Highway Limits
- Ghost Section Boundary
- FAU Limits
- Streams
- Town Center
- Primary Structures
- Secondary Structures
- Stations (Feet)
- Railroad Crossings
- Divided State Highway
- State Highway
- Divided Class 1 Town Highway
- Class 1 Town Highway

Scale: 1 INCH = 2000 FEET



DESCRIPTION BLOCK

Bridge 4:
 Arch - thru - 1833
 Structure No: 101216000412161
 Length: 111'
 Height: 9.92'
 Width: 14.7'
 Weight Limit: 03
 Facility Carried: C2001
 Bridge Type: MULTI KG PST/ARCH CB
 Features Intersected: MAD RIVER
 1
 Covered: MAD RIVER
 Surface: Timber
 Maintenance/Ownership: Town

Road Widths	Travellane	Roadway	Lane Count	Base	Subbase
Curves					
Grades					
Historic Projects					
Maintenance Garage				(Not State Maintained)	
Traffic Counters	56VCS6			56VY8C	
Functional Class	8				
Speed Zone					
ADT Counts	2012				
	2011				
	2010				
	2009				
	2008				
Crash Locations	2012				
	2011				
	2010				
	2009				
	2008				

Historic Projects Retreatment, Resurface, Unknown, Bituminous Mix, Skimmy Mix, Bituminous Seal, Bituminous Concrete, Surface Treated Gravel, Plant Mix, Reclaimed Base and Bituminous Concrete, Concrete	Functional Class 1, 2, 6, 7, 8, 11, 12, 14, 16, 17, 19	Curves Left, Right	Road Widths (ft)	ADT (count)	Mileage by Functional Class By Sheet 0680 8 - Rural - Minor collector 4.050	Mileage by Town By Sheet WAITSFIELD - S06801216 4.05 of 4.05	DISTRICT 6	TOWN WAITSFIELD	Date: 05/21/14	ROUTE Min-0680
Crash Locations Fatal, Injury, Property Damage Only, Unknown Crash Type	Speed Zones 25, 30, 35, 40, 45, 50, 55, 60, 65	Grades grade up, grade down	Traffic Counters (counter ID)	Total Mileage: 4.050 mi	Total Mileage: 4.05 mi	1 of 1 TWN mileage: 0.0 to 4.05	ETE mileage: 2.17 to 6.22			