

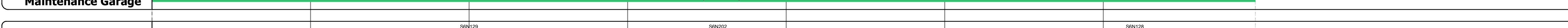



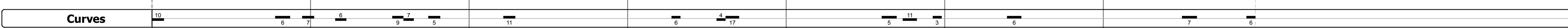
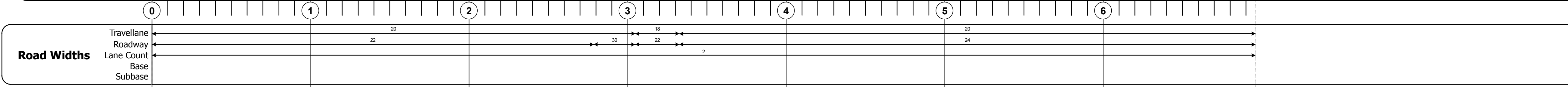
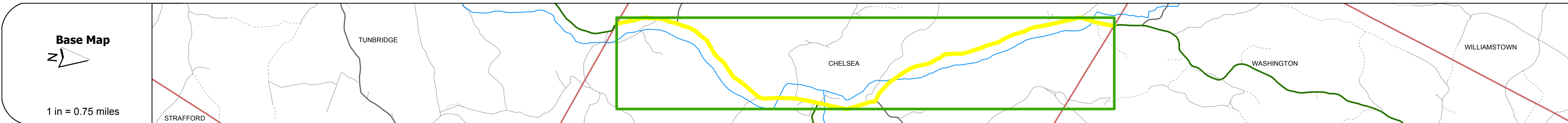
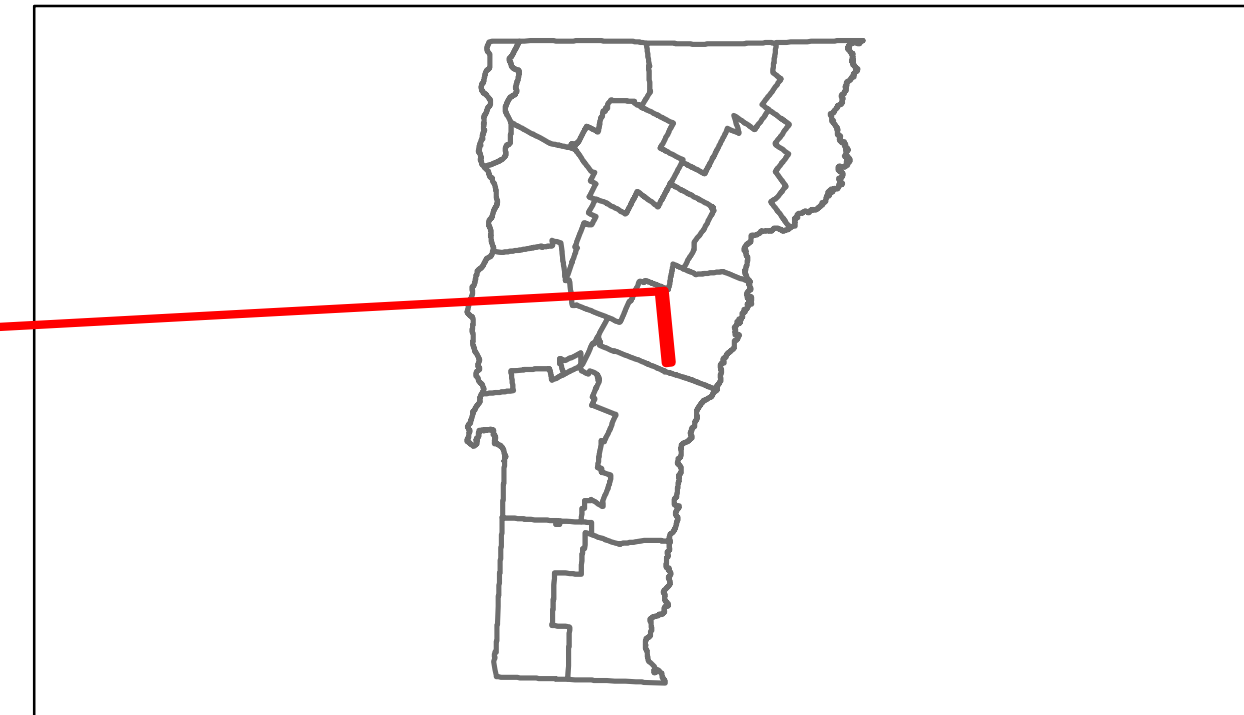


DISTRICT	TOWN	ROUTE
4	CHELSEA	VT-110



Year	Station 0	Station 1	Station 2	Station 3	Station 4	Station 5	Station 6
2012	1400	1700	1500	1700			1100
2011	1400	1700	1500	1700			1100
2010	1400	1700	1500	1700			1100
2009	1300	1600	1600	1800			1100
2008	1200	1500	1600	1800			1100

Year	Station 0	Station 1	Station 2	Station 3	Station 4	Station 5	Station 6
2012							
2011							
2010							
2009							
2008							

DESCRIPTION BLOCK

Bridge 8:
Slab - 1932
Structure No. 200169000809042
Length: 23'
Width: 19.8'
Facility Carried: VT 00110 ML
Bridge Type: CONCRETE SLAB
Features Intersected: CRANES BROOK
Surface: Bituminous
Maintenance/Ownership: State

Bridge 9:
Stringer/multi-beam or girder - 1936
Structure No. 200169000909042
Length: 84'
Width: 25.2'
Facility Carried: VT 00110 ML
Bridge Type: ROLLED BEAM
Features Intersected: 1ST BRANCH WHITE R.
Surface: Bituminous
Maintenance/Ownership: State

Bridge 10:
Slab - 1941
Structure No. 300169001009041
Length: 18'
Width: 35.0'
Under Clearance: 6.0'
Facility Carried: VT 110
Bridge Type: CONCRETE SLAB
Features Intersected: JAIL BROOK
Surface: Bituminous
Maintenance: State

Bridge 11:
Stringer/multi-beam or girder - 1939
Structure No. 200169001109042
Length: 86'
Width: 29.5'
Facility Carried: VT 00110 ML
Bridge Type: ROLLED BEAM
Features Intersected: BROOK
Surface: Bituminous
Maintenance/Ownership: State

Bridge 12:
Stringer/multi-beam or girder - 1930
Structure No. 200169001209042
Length: 34'
Width: 19.8'
Facility Carried: VT 00110 ML
Bridge Type: ROLLED BEAM
Features Intersected: 1ST BRANCH WHITE R.
Surface: Bituminous
Maintenance/Ownership: State

Bridge 13:
Tee Beam - 1934
Structure No. 200169001309042
Length: 30'
Width: 22.1'
Facility Carried: VT 00110 ML
Bridge Type: CONCRETE T-BEAM
Features Intersected: 1ST BRANCH WHITE R.
Surface: Bituminous
Maintenance/Ownership: State

Historic Projects Retreatment, Resurface, Unknown, Bituminous Mix, Skippy Mix, Bituminous Seal, Bituminous Concrete, Concrete	Functional Class 1, 2, 3, 4, 5, 6, 7, 8, 9, 10, 11, 12, 13, 14, 15, 16, 17, 18, 19	Curves curve left, curve right	Road Widths (ft)	Traffic Counters (counter ID)	Crash Locations Fatal, Injury, Property Damage Only, Unknown Crash Type	Mileage by Functional Class By Sheet 0169 7 - Rural - Major collector 6.960	Mileage by Town By Sheet CHELSEA - V110-0904 6.96 of 6.96	DISTRICT 4	TOWN CHELSEA	Date: 11/15/13	ROUTE VT-110 ETE mileage: 10.254 to 17.214
						Total Mileage: 6.960 mi	Total Mileage: 6.96 mi	1 of 1 TWN mileage: 0.0 to 6.96			