










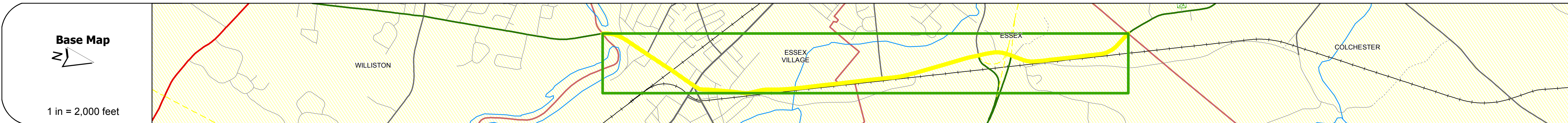
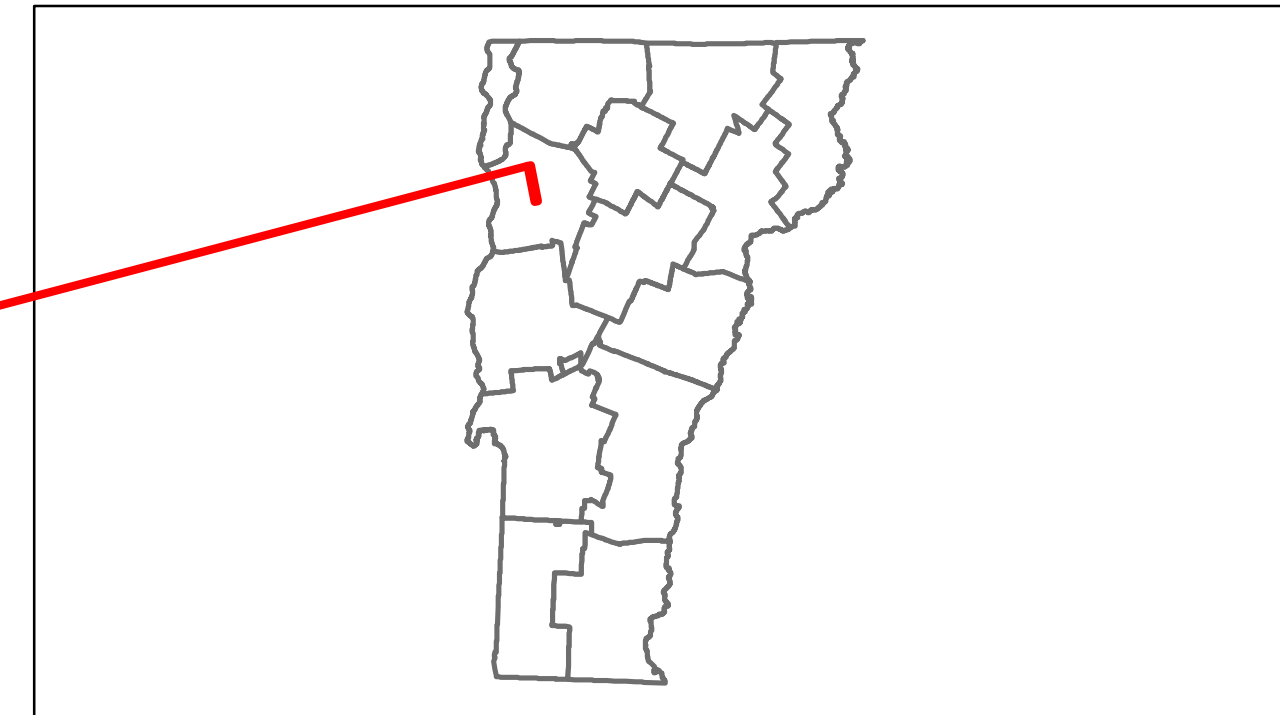


# Route Log Progress Chart


**DRAFT**

Please Note: Errors and Omissions May Exist.  
Contact the VTrans Mapping Unit with questions or concerns.

DISTRICT	TOWN	ROUTE
5	ESSEX	VT-2A



Year	Station 0+00	Station 0+50	Station 1+00	Station 1+50	Station 2+00	Station 2+50	Station 3+00
2012	18100	17400	15400	7200	7700	6500	15500
2011	18000	18000	15900	7200	7500	6500	15900
2010	17900	18500	16300	7200	7200	6500	16200
2009	18800	21200	18600	7300	7100	6700	15600
2008	19200	23800	20900	7300	7000	6800	15000



## DESCRIPTION BLOCK

**Culvert 8A:**  
Culvert - 1919  
Structure No. 300207008A04061  
Length: 45'  
Under Clearance: 9.0'  
Facility Carried: VT2A  
Bridge Type: STEEL CULVERT  
Features Intersected: HYDRO PENSTOCK  
Maintenance: State

**Culvert 9:**  
Culvert - 1936  
Structure No. 305300000904061  
Length: 15'  
Under Clearance: 11.0'  
Facility Carried: VT2A  
Bridge Type: R. C. BOX  
Features Intersected: INDIAN BROOK  
Maintenance: State

**Culvert 11:**  
Culvert - 1934  
Structure No. 300207001104061  
Length: 8'  
Under Clearance: 6.0'  
Facility Carried: VT2A  
Bridge Type: RC BOX  
Features Intersected: BROOK  
Maintenance: State

<b>Historic Projects</b> Retreatment, Resurface, Unknown, Bituminous Mix, Skinny Mix, Bituminous Seal, Concrete, Bituminous Concrete, Surface Treated Gravel, Plant Mix, Reclaimed Base and Bituminous Concrete, Concrete	<b>Functional Class</b> 1, 2, 3, 4, 5, 6, 7, 8, 9, 10, 11, 12, 13, 14, 15, 16, 17, 18, 19	<b>Curves</b> curve left, curve right	<b>Road Widths</b> (ft)	<b>Traffic Counters</b> (counter ID)	<b>Crash Locations</b> Fatal, Injury, Property Damage Only, Unknown Crash Type	<b>Mileage by Functional Class By Sheet</b> 5300 16 - Urban - Minor Arterial 3.500	<b>Mileage by Town By Sheet</b> ESSEX - V002A0406 3.5 of 3.5	<b>DISTRICT</b> 5	<b>TOWN</b> ESSEX	<b>Date:</b> 11/15/13	<b>ROUTE</b> VT-2A ETE mileage: 7.922 to 11.422
						<b>Total Mileage:</b> 3.500 mi	<b>Total Mileage:</b> 3.5 mi				