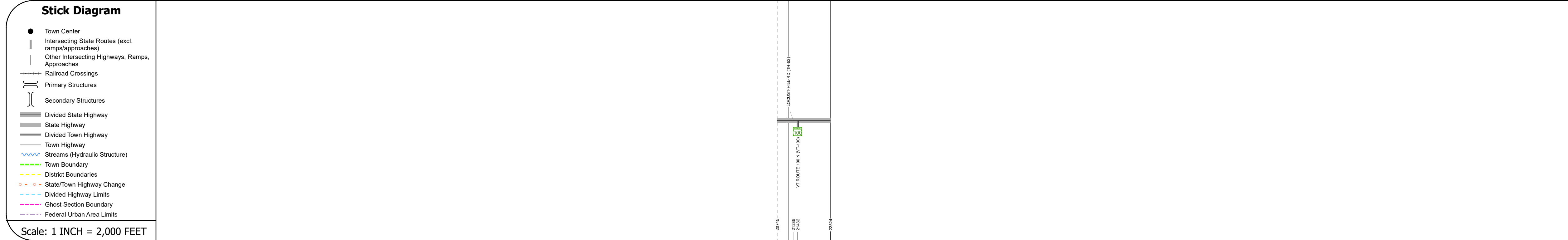
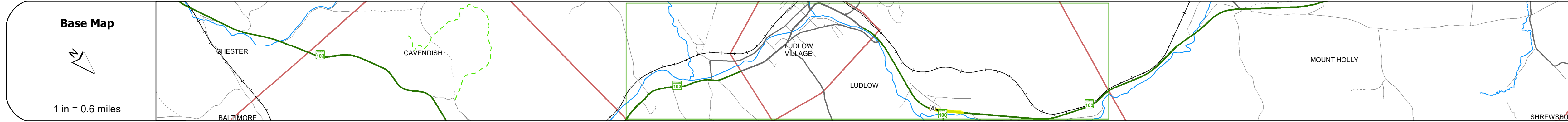
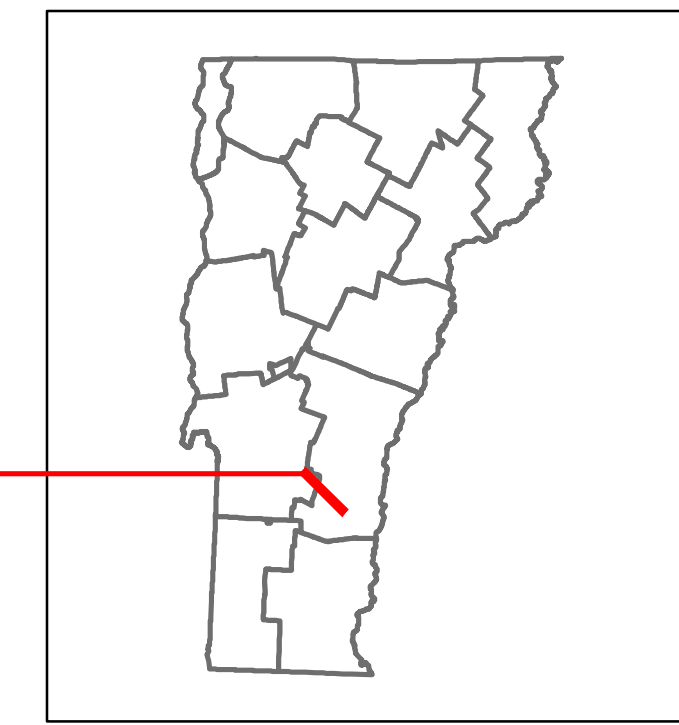


DISTRICT	TOWN	ROUTE
3	LUDLOW	VT-103



Road Widths	Travellane	Roadway	Lane Count	Base	Subbase

Curves	
--------	--

Grades	
--------	--

Guardrails	
------------	--

Rumblestrips	
--------------	--

Speed Zone	
------------	--

Curves: Head-on, FTC6	
-----------------------	--

Curves: Overturn, FTC7	
------------------------	--

Curves: Run-off Road, FTC8	
----------------------------	--

Curves: Fixed Object, FTC9	
----------------------------	--


Curves: Night Run-off Road, FTC10	
-----------------------------------	--

Interstate: Overturn, FTC11	
-----------------------------	--

Tangents: Head-on, FTC12	
--------------------------	--

Tangents: Overturn, FTC13	
---------------------------	--

Tangents: Run-off Road, FTC14	
-------------------------------	--



AADT	2022				
	2021				
	2020				
	2019				
	2018				

STRUCTURE DESCRIPTIONS	

<b>Historic Projects</b> Unknown, Retreatment, Resurface, Bituminous Mix, Skippy Mix, Bituminous Seal Bituminous Concrete, Cold Plane and Bituminous Concrete, Concrete, Gravel, Plant Mix, Reclaimed Base and Bituminous Concrete, Surface Treated Gravel	<b>Functional Class</b> 1 - Interstate System, 2 - Other Freeways and Expressways, 3 - Principal Arterial, 4 - Minor Arterial, 5 - Major Collector, 6 - Minor Collector	<b>Curves</b> Left (degrees), Right (degrees) <b>Grades</b> (degrees) Left, (percent) Right, grade up, grade down <b>Road Widths</b> (ft)	<b>Traffic Counters</b> Continuous (CTC), Weigh-In-Motion (WIM), Short-Term, Scheduled, Short-Term, Unscheduled (counter ID) <b>AADT (AADT)</b> 25, 30, 35, 40, 45, 50, 55, 60, 65	<b>Crash Locations</b> Fatal, Injury, Property Damage Only, Unknown Crash Type <b>High Crash Locations (HCL's)</b> Sections (& Intersections) HCL No. 1-100 (1-10), 101-200 (11-20), 201-300 (21-30), 301-400 (31-40), 401-800 (41-113)	<b>Mileage by Functional Class By Sheet</b> 025 3 - Other Principal Arterial 0.337 <b>Page Total Mileage: 0.337 mi</b>	<b>Mileage by Town By Sheet</b> LUDLOW - V103-14105 0.337 of 0.337 <b>Page Total Mileage: 0.337 mi</b>	<b>DISTRICT</b> 3	<b>TOWN</b> LUDLOW	<b>Date:</b> 02/15/24 <b>1 of 1</b> TWN mileage: 3.929 to 4.266	<b>ROUTE</b> VT-103 ETE mileage: 24.153 to 24.49
--	--	--	---	---	--	--	----------------------	-----------------------	---	--