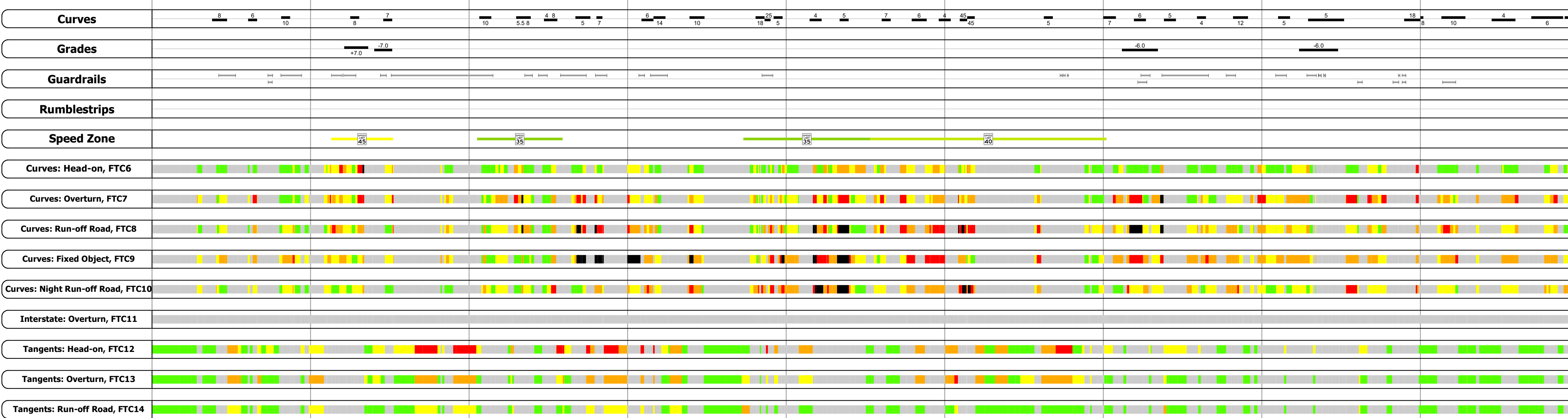
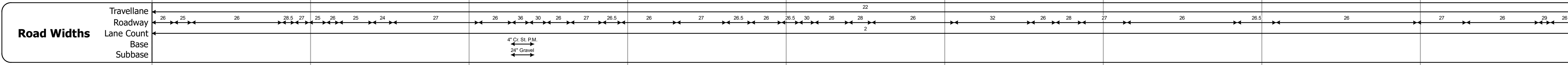
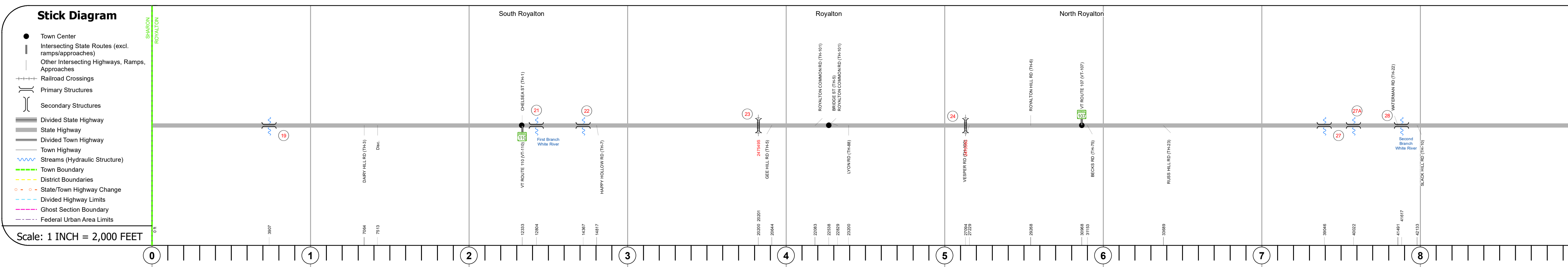
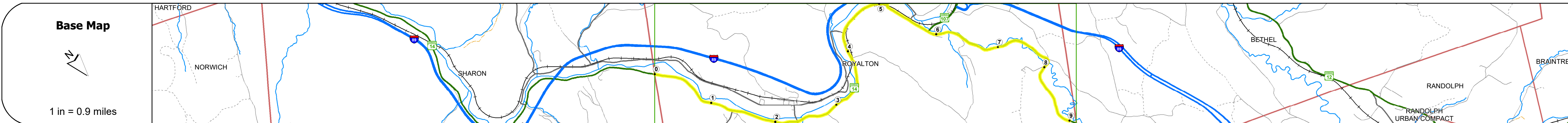
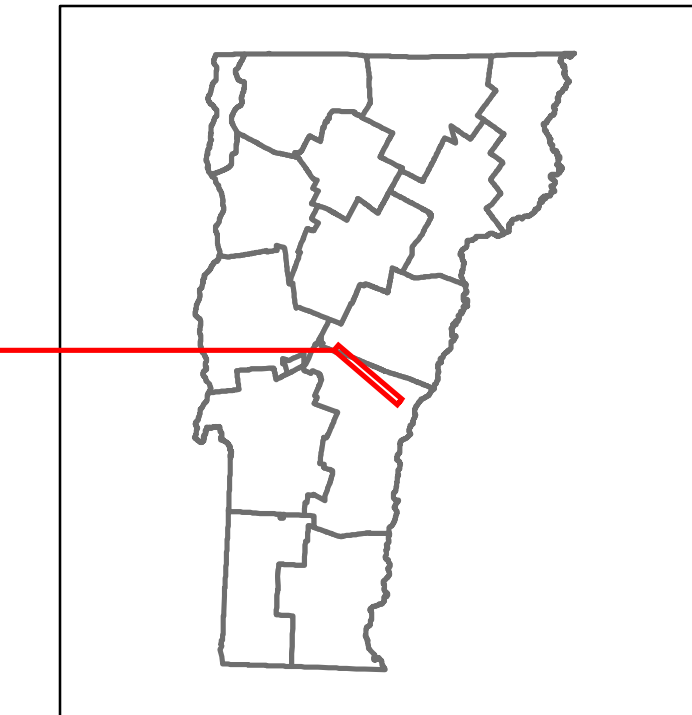


DISTRICT	TOWN	ROUTE
4	ROYALTON	VT-14



Year	2018	2019	2020	2021	2022
ADT	2700	2690	2278	2581	3016
	3200				2998
					2974
					2625
					3099
					3100
					1395
					1153
					1018
					1202
					1200

STRUCTURE DESCRIPTIONS

Bridge 19:
Culvert - 1919
Structure No. 300147001914161
Length: 10'
Under Clearance: 6.0'
Weight Limit: 0
Facility Carried: VT14
Structure Type: CGMP/PA
Features Intersected: BROOK
Inspection Date: 11/2021
Maintenance: State

Bridge 21:
Stringer/multi-beam or girder - 2005
Structure No. 200147002114162
Length: 134'
Height: 100.0'
Width: 32.0'
Weight Limit: 0
Facility Carried: VT 14 ML
Structure Type: WELDED PLATE GIRDER
Features Intersected: FIRST BRANCH WHITE R.
Surface: Bituminous
Inspection Date: 8/2021
Maintenance/Ownership: State

Bridge 22:
Culvert - 1971
Structure No. 300147002214161
Length: 6'
Under Clearance: 6.0'
Weight Limit: 0
Facility Carried: VT14
Structure Type: ACC/GMP
Features Intersected: BROOK
Inspection Date: 11/2021
Maintenance: State

Bridge 23:
Girder and floorbeam system - 1900
Structure No. 200147002314162
Length: 54'
Weight Limit: 0
Facility Carried: RAILROAD
Structure Type: RIVETED 2 GIRDER
Features Intersected: N.E.C.R.R. OVER VT 14

Bridge 24:
Stringer/multi-beam or girder - 1927
Structure No. 200147002414162
Length: 27'
Weight Limit: 0
Facility Carried: RAILROAD
Structure Type: ROLLED BEAM
Features Intersected: N.E.C.R.R. OVER VT 14

Bridge 27:
Stringer/multi-beam or girder - 2014
Structure No. 200147002714162
Length: 138'
Height: 100.0'
Width: 28.0'
Weight Limit: 0
Facility Carried: VT 14 ML
Structure Type: WELDED PLATE GIRDER
Features Intersected: 2ND BRANCH WHITE R.
Surface: Bituminous
Inspection Date: 8/2021
Maintenance/Ownership: State

Bridge 27A:
Culvert - 2014
Structure No. 300147027A14161
Length: 9'
Weight Limit: 0
Facility Carried: VT14
Structure Type: SEGMENTAL RC BOX
Features Intersected: CATTLE PASS
Inspection Date: 11/2021
Maintenance: State

Bridge 28:
Stringer/multi-beam or girder - 2015
Structure No. 200147002814162
Length: 124'
Height: 100.0'
Width: 30.0'
Weight Limit: 0
Facility Carried: VT 14 ML
Structure Type: CURVED WELDED GIRDER
Features Intersected: 2ND BRANCH WHITE R.
Surface: Bituminous
Inspection Date: 8/2021
Maintenance/Ownership: State

<p>Historic Projects</p> <ul style="list-style-type: none"> Unknown Retreatment Resurface Bituminous Mix Skinny Mix Bituminous Seal 	<p>Functional Class</p> <ul style="list-style-type: none"> 1 - Interstate System 2 - Other Freeways and Expressways 3 - Principal Arterial 4 - Minor Arterial 5 - Major Collector 6 - Minor Collector 	<p>Crash Locations</p> <ul style="list-style-type: none"> Fatal Injury Property Damage Only Unknown Crash Type <p>High Crash Locations (HCL's)</p> <ul style="list-style-type: none"> 1 - 100 (1 - 10) 101 - 200 (11 - 20) 201 - 300 (21 - 30) 301 - 400 (31 - 40) 401 - 800 (41 - 113) 	<p>Mileage by Functional Class By Sheet</p> <p>0147 5 - Major collector 9.000</p>	<p>Mileage by Town By Sheet</p> <p>ROYALTON - V014-1416 9.0 of 9.121</p>	<p>DISTRICT</p> <p>4</p>	<p>TOWN</p> <p>ROYALTON</p>	<p>Date: 02/15/24</p>	<p>ROUTE</p> <p>VT-14</p> <p>ETE mileage: 15.421 to 24.421</p>
--	--	--	--	---	---------------------------------	------------------------------------	------------------------------	---